



MICHIGAN STATE F O O T B A L L

6 NATIONAL CHAMPIONSHIPS • 8 BIG TEN CHAMPIONSHIPS • 2014 ROSE BOWL CHAMPIONS • 2013 BIG TEN CHAMPIONS
MICHIGAN STATE ATHLETIC COMMUNICATIONS • 534 BIRCH ROAD • Z-22 BRESLIN CENTER • EAST LANSING, MICH. 48824
OFFICE PHONE: 517-355-2271 • WEBSITE: MSUSPARTANS.COM • TWITTER: @MSU_FOOTBALL • YOUTUBE: MSUSPARTANATHLETICS

SCHEDULES & SCOREBOARDS

MICHIGAN STATE (7-2, 4-1 Big Ten)

Aug. 29	JACKSONVILLE STATE (BTN)	W, 45-7
Sept. 6	at No. 3/4 Oregon (FOX)	L, 27-46
Sept. 20	EASTERN MICHIGAN (BTN)	W, 73-14
Sept. 27	WYOMING (ESPN2)	W, 56-14
Oct. 4	No. 19/17 NEBRASKA (ABC)	W, 27-22
Oct. 11	at Purdue (ABC)	W, 45-31
Oct. 18	at Indiana (ESPN)	W, 56-17
Oct. 25	MICHIGAN (ABC)	W, 35-11
Nov. 8	No. 13/11 OHIO STATE (ABC)	L, 37-49
Nov. 15	at Maryland (BTN)	8 p.m.
Nov. 22	RUTGERS	TBA
Nov. 29	at Penn State	TBA

MARYLAND (6-3, 3-2 Big Ten)

Aug. 30	JAMES MADISON	W, 52-7
Sept. 6	at South Florida	W, 24-17
Sept. 13	WEST VIRGINIA	L, 37-40
Sept. 20	at Syracuse	W, 34-20
Sept. 27	at Indiana	W, 37-15
Oct. 4	No. 20/18 OHIO STATE	L, 24-52
Oct. 18	IOWA	W, 38-31
Oct. 25	at Wisconsin	L, 7-52
Nov. 1	at Penn State	W, 20-19
Nov. 15	No. 12/12 MICHIGAN STATE	8 p.m.
Nov. 22	at Michigan	TBA
Nov. 29	RUTGERS	TBA

• All times listed – Eastern. Rankings – AP/Coaches

MEDIA COVERAGE

TV: BTN

Play-by-Play: Kevin Kugler

Analyst: Glen Mason

Sideline: Lisa Byington



RADIO: SPARTAN SPORTS NETWORK

Play-by-Play: George Blaha

Analyst: Jason Strayhorn

Sideline: Otis Wiley

Broadcast Host: Will Tieman

Website: SpartanSportsNetwork.com

Mobile: SSN 24/7 App (iOS, Android)

Flagship Stations: Lansing: WMMQ (94.9 FM)/WJIM (1240 AM); Detroit: WJR (760 AM)

Affiliates: 33 affiliates listed at SpartanSportsNetwork.com



MSU ATHLETIC COMMUNICATIONS

Associate AD/Football Contact John Lewandowski

Cell Phone (517) 243-2354

E-Mail lewski@ath.msu.edu

Assistant Director/Football Contact Ben Pheggar

Cell Phone (517) 896-0031

E-Mail phegarb@ath.msu.edu

Office Phone 517-355-2271

Website msuspartans.com

Twitter @msu_football

Facebook MSUAthletics

YouTube MSUSpartanAthletics

GAME

10

NO. 12 MICHIGAN STATE (7-2, 4-1) VS. MARYLAND (6-3, 3-2)

Date.....	Saturday, Nov. 15
Time.....	8:10 p.m. EST
Location.....	College Park, Md.
Stadium.....	Capital One Field at Byrd Stadium (51,802)
Surface.....	FieldTurf
TV.....	BTN
Live Stats.....	umterps.com
Tickets.....	umterps.com (\$40-\$60)
All-Time Series.....	MSU leads, 4-1
Last Meeting....	Maryland 34, MSU 7 (Oct. 7, 1950)
Current Series Streak.....	1 by Maryland (1950-)



Head Coach

Mark Dantonio

MSU Record

71-31 (8th year)

Overall Record

89-48 (11th year)

Record vs. Maryland

0-0



Head Coach

Randy Edsall

Maryland Record

19-27 (4th year)

Overall Record

93-97 (16th year)

Record vs. MSU

0-0

FIRST-AND-10 –

• No. 12 Michigan State (7-2, 4-1 Big Ten) will travel to Maryland (6-3, 3-2) Saturday, Nov. 15 to face the Terrapins for the first time since 1950 and just the sixth time in series history. It marks the first-ever Big Ten game between the two schools. The Spartans, who are looking to win their school-record ninth Big Ten road game in a row, are coming off a 49-37 home loss to No. 14 Ohio State last Saturday, while Maryland had a bye following its 20-19 victory at Penn State Nov. 1. The Spartans fell four spots to No. 12 in this week's College Football Playoff rankings, and also are ranked 12th in The Associated Press and Amway Coaches Polls.

• Saturday's game marks the first meeting between Michigan State and Maryland since 1950 and the sixth overall in series history. MSU leads the overall series, 4-1. In the last meeting, the Terrapins defeated the Spartans in East Lansing, 34-7, on Oct. 7, 1950. In the only previous matchup outside of East Lansing, Michigan State shut out Maryland, 8-0, on Oct. 20, 1944, in College Park.

• Michigan State is 21-9 (.700) in Big Ten road games under MSU head coach Mark Dantonio, including an eight-game winning streak and a 14-3 record (.824) since 2010. Dantonio has won at least one road game at every Big Ten stadium (excluding Maryland and Rutgers, who joined the Big Ten in 2014). Michigan State's eight-game road Big Ten winning streak, dating back to 2012, is tied for the longest in school history. MSU also won eight straight Big Ten road games in 1965-67, and again in 1988-90.

• A trademark of Mark Dantonio's Michigan State teams has been their ability to produce wins late in the regular season. Under Dantonio, Michigan State has compiled an 18-6 record (.750) in November. His teams have won 12 of the last 15 games in November (3-0 in 2010; 4-0 in 2011; 1-2 in 2012; 4-0 in 2013; 0-1 in 2014). In addition, the Spartans have won seven consecutive road games in November and eight of nine November road games under Dantonio (only November road loss: Nov. 22, 2008, at No. 7 Penn State). In the four seasons (2003-06) prior to Dantonio's arrival, MSU went just 2-11 (.154) in November.

• Michigan State's offense is on pace to become the most prolific in school history. The Spartans have already scored 401 points through nine games, which is fifth most in an MSU single-season (school record: 434 in 2011). MSU is also close to scoring the most offensive touchdowns in school history; the Spartans have scored 52 offensive TDs thus far, just two shy of the school record 54 set in 1978. MSU ranks second in the Big Ten and sixth in the NCAA Football Bowl Subdivision in scoring, averaging 44.6 points per game (school record: 37.4 ppg. in 1978). Michigan State also leads the Big Ten and ranks ninth in the NCAA FBS in total offense, averaging 517.6 yards per game (school record: 497.3 ypg. in 2005). In addition, MSU ranks among the FBS Top 20 in yards per play (13th with 6.74), passing efficiency (14th with 156.5 rating) and rushing offense (18th with 246.3 ypg.).



2014 SPARTAN FOOTBALL GAME NOTES

MICHIGAN STATE QUICK FACTS

GENERAL INFORMATION

Location: East Lansing, Mich.
 Enrollment: 47,163 (Spring 2014)
 President: Dr. Lou Anna K. Simon
 Conference: Big Ten
 Nickname: Spartans
 Colors: Green and White
 Stadium (Capacity): Spartan Stadium (75,005)
 Surface: Natural Grass
 Press Box Number: 517-353-0630
 Athletics Director: Mark Hollis

COACHING STAFF

Head Coach: Mark Dantonio (South Carolina, 1979)
 Record at MSU: 71-31 (eighth year)
 Career Record: 89-48 (11th year)
 Assistant Head Coach/Defensive Coordinator: Pat Narduzzi (Rhode Island, 1990)
 Co-Offensive Coordinator/Running Backs: Dave Warner (Syracuse, 1982)
 Co-Offensive Coordinator/Tight Ends: Jim Bollman (Ohio, 1977)
 Secondary: Harlon Barnett (Michigan State, 1990)
 Defensive Line: Ron Burton (North Carolina, 1987)
 Offensive Line: Mark Staten (Miami-Ohio, 2001)
 Quarterbacks/Recruiting Coordinator: Brad Salem (Augustana College, 1992)
 Wide Receivers: Terrence Samuel (Purdue, 1995)
 Linebackers/Special Teams: Mike Tressel (Cornell [Iowa] College, 1996)
 Director of Football Operations: Tim Allen (Bethel [Kansas] College, 1986)

FOOTBALL HISTORY

All-Time Record: 665-439-44 (.598)
 2013 Record: 13-1 (8-0 Big Ten/1st Legends Division)
 First Season of Football: 1896
 Bowl Games: 24 (10-14)
 National Championships: 6 (1951, 1952, 1955, 1957, 1965, 1966)
 Big Ten Championships: 8 (1953, 1965, 1966, 1978, 1987, 1990, 2010, 2013)
 Big Ten Legends Division Championships: 2 (2011, 2013)

2014 SPARTAN CAPSULE

Offense: Multiple
 Defense: Multiple 4-3
 Lettermen Lost: 22 (9 offense, 12 defense, 1 specialist)
 Lettermen Returning: 46 (24 offense, 19 defense, 3 specialists)
 Starters Lost: 11 (4 offense, 6 defense, 1 specialist)
 Starters Returning: 15 (7 offense, 5 defense, 3 specialists)
 Offensive Starters Lost (4): RT Fou Fonoti, WR Bennie Fowler, RG Dan France, LG Blake Treadwell
 Offensive Starters Returning (7): C Jack Allen, LT Jack Conklin, QB Connor Cook, RB Jeremy Langford, WR Tony Lippett, FB Trevon Pendleton, TE Josiah Price
 Defensive Starters Lost (6): LB Denicos Allen, LB Max Bullough, CB Darqueze Dennard, DT Tyler Hoover, S Isaiah Lewis, NT Micajah Reynolds
 Defensive Starters Returning (5): DE Shilique Calhoun, S Kurtis Drummond, LB Taiwan Jones, DE Marcus Rush, CB Trae Waynes
 Starting Specialists Returning (3): PK Michael Geiger, SN Taylor Pepper, P Mike Sadler
 Starting Specialists Lost (1): KO Kevin Muma

• Mark Dantonio has always stressed the importance of a balanced offense, and the 2014 Spartans couldn't be more balanced statistically. MSU is one of just five teams in the FBS, along with Mississippi State, Marshall, Ohio State and Toledo, to average more than 245 yards in both rushing and passing. The Spartans are averaging 246.3 yards rushing with 31 TDs and 271.2 yards passing with 21 TDs. Twelve different offensive players have scored touchdowns this season for the Spartans, including 10 with at least two touchdowns. Michigan State's 31 rushing touchdowns are fifth most in an MSU single-season (school record: 38 in 1948).

• Fifth-year defensive end **Marcus Rush** is poised to set MSU's all-time starts record Saturday against Maryland. Rush tied the record last Saturday vs. Ohio State as he made his 49th career start in 50 games (offensive guard Joel Foreman and linebacker Eric Gordon also started 49 games in their careers). A native of Cincinnati, Ohio, Rush ranks eighth in MSU history in tackles for loss (33.5) and 11th in sacks (14.5).

• MSU's scoring margin of +21.1 ranks eighth in the FBS. In addition, MSU has outscored teams in the first half by 160 points (257-97), which ranks second in the FBS (Baylor, +181, 267-86). The Spartans rank No. 1 in the FBS, along with Baylor, for the biggest scoring margin in the first quarter (+91, 119-28).

• The Spartans lead the Big Ten and are ranked second in the FBS in turnover margin (+1.56 per game). MSU is +14 in the turnover department and has forced a Big Ten-best 24 turnovers this season (14 fumbles, 10 interceptions), which is tied for 10th most in the FBS. Conversely, the Spartans have turned the ball over just 10 times (four fumbles, six interceptions), fewest in the Big Ten. MSU has scored 79 points off of turnovers, which ranks 12th most in the FBS.

• Michigan State, which has ranked No. 1 in the Big Ten and Top 10 in the NCAA FBS the past three seasons in total defense and rushing defense, ranks fourth in the Big Ten and 10th in the NCAA FBS in total defense in 2014 (311.4 ypg.). Alabama, Florida State and Michigan State are the only three schools in the FBS to rank in the top six in total defense the past three seasons (since 2011). Michigan State is the only team in the FBS to rank in the Top 10 in total offense (ninth) and total defense (10th).

TEAM COMPARISONS –

	Michigan State	Maryland
Basic Offense	Multiple	Multiple
Basic Defense	Multiple 4-3	3-4
Offensive Starters Returning	7	9
Defensive Starters Returning	5	9
Specialists Returning	3	4

AVERAGE HEIGHTS & WEIGHTS (STARTERS) –

	Michigan State	Maryland
Offensive Line & Tight End	6-4, 296	6-4, 297
Offensive Backs & Wide Receivers	6-2, 214	5-11, 207
Defensive Line	6-5, 275	6-1, 292
Linebackers	6-2, 242	6-3, 246
Defensive Backs	6-0, 195	5-11, 192

CLASS BREAKDOWN (STARTERS) –

Michigan State Offense: 5 seniors, 4 juniors, 2 sophomores
 Michigan State Defense: 3 seniors, 7 juniors, 1 sophomore
 Maryland Offense: 1 graduate, 3 seniors, 4 juniors, 3 sophomores
 Maryland Defense: 8 seniors, 2 juniors, 1 sophomore

STAT LEADERS –

Michigan State (after nine games):



Rushing – Jeremy Langford (178 carries for 978 yards, 5.5 avg., 13 TDs)
 Passing – Connor Cook (145 of 243 for 2,226 yards, 19 TDs, 5 INTs)
 Receiving – Tony Lippett (47 catches for 953 yards, 20.3 avg., 9 TDs)
 Tackles – Kurtis Drummond (50 tackles, 35 solos, 15 assists, 2 INTs, 7 PBU's)

Maryland (after nine games):

Rushing – C.J. Brown (111 carries for 380 yards, 3.4 avg., 5 TDs)
 Passing – C.J. Brown (127 of 236 for 1,477 yards, 9 TDs, 6 INTs)
 Receiving – Stefon Diggs (52 catches for 654 yards, 12.6 avg., 5 TDs)
 Tackles – Sean Davis (86 tackles, 62 solos, 24 assists, 3 TFL, 7 PBU's)



WEEKLY MEDIA PLANNER

Monday, Nov. 10	Tuesday, Nov. 11	Wednesday, Nov. 12	Thursday, Nov. 13	Friday, Nov. 14	Saturday, Nov. 15	Sunday, Nov. 16
No practice.	<p><u>11:30 a.m.</u> Coach Dantonio's weekly press conference (Spartan Stadium/North End Zone – Media Center).</p> <p><u>12:32 p.m.</u> Coach Dantonio's weekly Big Ten Teleconference.</p> <p><u>4:05 p.m.</u> Open practice (first 20-30 minutes).</p> <p><u>Approximately 6:25 p.m.</u> Requested players available for interviews following practice. Interviews will be conducted on practice field (weather permitting).</p>	<p><u>12:30 p.m.</u> Defensive line coach Ron Burton and quarterbacks coach Brad Salem will be available for brief interviews in the Skandalaris Football Center lobby.</p> <p><u>4 p.m.</u> Closed practice.</p>	<p><u>4 p.m.</u> Closed practice.</p> <p><u>7-8 p.m.</u> Coach Dantonio Weekly Radio Show at Reno's East on Abbot Rd. in East Lansing.</p>	<p><u>2:30 p.m.</u> Team walk-thru in Byrd Stadium. Closed to media and no interviews.</p>	<p><u>8:10 p.m.</u> Kickoff at Maryland (BTN).</p> 	<p><u>Approximately 6:30 p.m.</u> Coach Dantonio weekly teleconference.</p> <p><u>10:30 p.m.</u> Spartan Football All-Access TV show debuts on FOX Sports Detroit.</p> 

STAT COMPARISON –

	Michigan State	Maryland
Scoring	44.6	30.3
First Downs	25.0	18.6
Total Offense	517.6	353.9
Rushing Yards	246.3	125.9
Passing Yards	271.2	228.0
Time of Possession	35:25	27:59
Third Down Conversions	.481	.326
Points Allowed	23.4	28.1
Total Offense Allowed	311.4	431.8
Rushing Yards Allowed	114.6	193.4
Passing Yards Allowed	196.9	238.3

MSU/MARYLAND SERIES NOTES –

• Saturday's game marks the first meeting between Michigan State and Maryland since 1950 and the sixth overall in series history. MSU leads the overall series, 4-1. In the last meeting, the Terrapins defeated the Spartans in East Lansing, 34-7, on Oct. 7, 1950.

• Michigan State played Maryland twice during the 1944 season. The first meeting occurred on Oct. 20 in a night game that was played in College Park. Jack Breslin scored the game's only touchdown on a 12-yard run in the second quarter; Maryland surrendered a safety in the fourth quarter to make the final 8-0 in favor of MSU. In the second meeting in East Lansing on Nov. 11, which was the regular-season finale and also Homecoming for MSU, Michigan State shut out the Terrapins again, this time by the final of 33-0. In his final appearance as a Spartan, Breslin had three rushing TDs and 127 rushing yards.

Here's a look at MSU's all-time results against Maryland:

Date	Result	Site
Oct. 20, 1944	Michigan State 8, Maryland 0	College Park
Nov. 11, 1944	Michigan State 33, Maryland 0	East Lansing
Nov. 23, 1946	Michigan State 26, Maryland 14	East Lansing
Oct. 8, 1949	Michigan State 14, Maryland 7	East Lansing
Oct. 7, 1950	Maryland 34, Michigan State 7	East Lansing

MSU/MARYLAND COACHING CONNECTIONS –

• Michigan State co-offensive coordinator/running backs coach **Dave Warner** and Maryland head coach **Randy Edsall** were teammates at Syracuse and also spent time as graduate assistants for the Orange. Edsall earned one letter in 1979 and was a graduate assistant from 1980-82, while Warner earned three letters (1979-81) and was a graduate assistant from 1982-83.

AROUND THE BIG TEN

2014 BIG TEN STANDINGS			
	Conf.	Games	All Games
East Division			
Ohio State	5-0	1.000	8-1 .889
Michigan State	4-1	.800	7-2 .778
Maryland	3-2	.600	6-3 .667
Michigan	3-3	.500	5-5 .500
Penn State	2-4	.333	5-4 .556
Rutgers	1-4	.200	5-4 .556
Indiana	0-5	.000	3-6 .333
West Division			
Nebraska	4-1	.800	8-1 .889
Wisconsin	4-1	.800	7-2 .778
Minnesota	4-1	.800	7-2 .778
Iowa	3-2	.600	6-3 .667
Northwestern	2-4	.333	3-6 .333
Illinois	1-4	.200	4-5 .444
Purdue	1-5	.167	3-7 .300



THIS WEEK'S SCHEDULE

Saturday, Nov. 15

Iowa at Illinois, 12 p.m. (BTN)
 Ohio State at Minnesota, 12 p.m. (ABC)
 Temple at Penn State, 12 p.m. (ESPN2)
 Indiana at Rutgers, 3:30 p.m. (BTN)
 Nebraska at Wisconsin, 3:30 p.m. (ABC)
 Northwestern at Notre Dame, 3:30 p.m. (NBC)
 Michigan State at Maryland, 8 p.m. (BTN)
 Michigan and Purdue – idle.
 • All times listed – Eastern.

LAST WEEK'S SCORES

Penn State 13, Indiana 7
 Minnesota 51, Iowa 14
 Wisconsin 34, Purdue 16
 Michigan 10, Northwestern 9
 Ohio State 49, Michigan State 37
 Illinois, Maryland, Nebraska and Rutgers – idle.



2014 SPARTAN FOOTBALL GAME NOTES

ATHLETIC COMMUNICATIONS

GENERAL INFORMATION

Mailing Address
Breslin Center, 534 Birch Road, Room Z-22
East Lansing, MI 48824

Office Phone (517) 355-2271
Fax (517) 353-9636
Website..... msuspartans.com

SOCIAL MEDIA

Facebook Facebook.com/MSUAthletics
Twitter (Football)..... @MSU_Football
Twitter (Athletics)..... @MSU_Athletics
YouTube Channel..... MSUSpartanAthletics
Pinterest..... MSUAthletics
Instagram..... MSU_Spartans

STAFF

Associate AD/Football Contact..... John Lewandowski
Cell Phone (517) 243-2354
Email..... lewski@ath.msu.edu

Assistant Director/Football Contact..... Ben Phlegar
Cell Phone (517) 896-0031
Email..... phlegarb@ath.msu.edu

New Media Director..... Matt Larson
Email..... larson@ath.msu.edu

Athletic Communications Director..... Jamie Baldwin
Email..... jweir@ath.msu.edu

Assistant Director..... Jeff Barnes
Email..... jbarnes@ath.msu.edu

Assistant Director..... Kara Fisher
Email..... kfisher@ath.msu.edu

Video Producer..... Bob Armstrong
Email..... armstr84@ath.msu.edu

Video Producer..... Nick Baker
Email..... nbaker@ath.msu.edu

Video Producer..... Jacob Huber
Email..... huberjac@ath.msu.edu

Video Producer..... Ryan McPhail
Email..... mcphail@ath.msu.edu

Video Producer..... Justin Garant
Email..... garanju@ath.msu.edu

Office Assistant..... Paulette Martis
Email..... martis@ath.msu.edu

Staff Assistant..... Jeremy Crawford
Email..... crawf330@ath.msu.edu

Staff Assistant..... Tyler Galloway
Email..... tbgalloway@ath.msu.edu

Video Staff Assistant..... Megan Baughman
Email..... baughm21@ath.msu.edu



@msu_football
@msu_athletics



SPARTANS FROM MARYLAND –

• Michigan State starting junior linebacker **Darien Harris** and junior offensive guard **Adam Brown** are the two Spartans on the 2014 roster from Maryland. Harris' hometown is Silver Spring and he attended DeMatha Catholic High School. Harris ranks fifth on the team this season with 37 tackles, including 2.5 for losses (7 yards). Brown hails from Columbia and attended Atholton High School.

• Former Michigan State All-America linebacker **Julian Peterson** is from Hillcrest Heights, Maryland, and attended Crossland High School. A first-team All-America pick by the Football News as a senior, Peterson produced an MSU single-season record 30 tackles for losses (140 yards) in 1999, including 15 sacks (104). He earned Defensive MVP honors in the 2000 Florida Citrus Bowl after recording eight tackles, including five for losses (32 yards), in a 37-34 victory over Florida. Peterson, who finished third on the team with 82 tackles in '99, was one of 15 semifinalists for Defensive Player of the Year by the Football News.

Despite playing only two seasons, Peterson set a Spartan career record with 48 tackles for losses (215 yards). His 25 career sacks (161 yards) rank second on MSU's all-time list.

Peterson was chosen in the first round (No. 16 overall) of the 2000 National Football League Draft by the San Francisco 49ers. He spent 11 seasons in the NFL while playing for the 49ers (2000-05), Seahawks (2006-08) and Lions (2009-10) and earned five trips to the Pro Bowl (2002, 2003, 2006-08). He recorded 595 career tackles in 158 games, including 51.5 sacks.

A QUICK GLANCE AT MARYLAND (6-3, 3-2 BIG TEN) –

• Maryland enters Saturday's game with a 6-3 overall record and is in third place in the Big Ten East Division at 3-2. The Terrapins won their first-ever Big Ten game, 37-15, over Indiana on Sept. 27. Maryland also has conference wins over Iowa and Penn State in addition to losses against Ohio State and Wisconsin. The Terrapins are 2-2 at home this season.

• Fourth-year Maryland head coach **Randy Edsall** is 19-27 as head coach of the Terrapins. Overall, he is in his 16th season as a head coach and owns a 93-97 overall record. Edsall spent 12 seasons as the head coach at UConn (1999-2010) and left as the school's all-time leader in wins (74) and games coached (144). He led the Huskies to the Big East Championship in 2010 and an appearance in the 2011 Fiesta Bowl.

• Maryland ranks sixth in the Big Ten in scoring offense (30.3 points per game), seventh in passing offense (228.0 ypg.), 10th in total offense (353.9 ypg.) and 11th in rushing offense (125.9 ypg.).

• Defensively, the Terrapins rank 10th in scoring defense (28.1 ppg.), 12th in total defense (431.8 ypg.) and pass defense (238.3 ypg.), and 13th in rushing defense (193.4 ypg.).

• Fifth-year senior quarterback **C.J. Brown** ranks seventh in the Big Ten in total offense (206.3 ypg.) and ninth in passing (164.1 ypg.) and passing efficiency (113.9 rating). He also leads the team in rushing with 380 yards on 111 carries (42.2 ypg.) and five touchdowns. Brown's father, Clark, was a two-year letterwinner at quarterback at Michigan State (1983-84). Brown led MSU in passing in 1983, completing 82-of-141 throws (.582) for 837 yards, four touchdowns and nine interceptions in 11 games.

• Junior wide receiver **Stefon Diggs** is the team's leading receiver, but will miss the Michigan State game due to a one-game suspension handed down by the Big Ten for unsportsmanlike conduct in the Penn State game on Nov. 1. Diggs ranks second in the conference in receptions (5.8 pg.) and fifth in receiving (72.7 ypg.). He has 52 catches for 654 yards and five touchdowns in 2014.

• Junior placekicker **Brad Craddock** was named a Lou Groza Award semifinalist (nation's top placekicker). Craddock is a perfect 14-for-14 on field goals this season, including eight made field goals from 40 or more yards, and is one of only two kickers with 10 or more made field goals yet to miss a kick. The native of Adelaide, Australia, has made 20 consecutive field goals dating back to last season.

• Junior defensive back **Sean Davis** leads the team and ranks third in the Big Ten in tackles (9.6 pg.; 86 total).

2014 SPARTAN FOOTBALL GAME NOTES



SPARTANS RETURN TO PRIME TIME –

• Saturday's game marks the fourth night game of the season for Michigan State, the most in school history (previous record: three each in 2011 and 2012). MSU's three previous night games were at Spartan Stadium (Aug. 29 vs. Jacksonville State, Oct. 4 vs. Nebraska, Nov. 8 vs. Ohio State).

• **Mark Dantonio** is 8-5 in regular-season night games as head coach of the Spartans, including an 8-3 record in Spartan Stadium.

DANTONIO RANKS SECOND IN WINS AT MICHIGAN STATE –

• Eighth-year Michigan State head coach **Mark Dantonio** won his 71st game at MSU on Oct. 25 against Michigan to move into second place all-time in victories in school history (record: **Duffy Daugherty**, 109)

• Dantonio is one of just four Spartan head coaches to coach in at least 100 games at MSU (**Duffy Daugherty**: 183; **George Perles**: 139; **Charlie Bachman**: 114). In addition, Dantonio is one of 20 active coaches in the NCAA Football Bowl Subdivision to have coached at least 100 games at the same school.

• Dantonio owns a 71-31 (.696) record as head coach of the Spartans. His .696 winning percentage currently ranks fifth best at MSU.

• Dantonio's .689 winning percentage (42-19) in Big Ten games ranks first at MSU (minimum 10 Big Ten games).

• Dantonio is one of 13 coaches on the Bobby Dodd Coach of the Year Watch List. Last season, Dantonio was a finalist for the Eddie Robinson Coach of the Year, the Paul "Bear" Bryant National Coach of the Year and the Bobby Bowden National Coach of the Year.

• Along with Dantonio, five Spartan assistant coaches - **Harlon Barnett**, **Pat Narduzzi**, **Mark Staten**, **Mike Tressel** and **Dave Warner** - have also coached in more than 100 games at MSU.

Here's a look at Dantonio's milestone wins at Michigan State:

Game	Date	Result	Milestone
1	Sept. 1, 2007	MSU 55, UAB 17	First win at MSU
7	Oct. 13, 2007	MSU 52, Indiana 27	First Big Ten win
12	Nov. 17, 2007	MSU 35, Penn State 31	MSU secures first bowl bid since 2003
22	Oct. 25, 2008	MSU 35, Michigan 21	First win over Michigan; MSU's first win at Michigan Stadium since 1990
31	Oct. 3, 2009	MSU 26, No. 22 Michigan 20 (OT)	First win over AP ranked opponent
42	Sept. 18, 2010	MSU 34, Notre Dame 31 (OT)	"Little Giants" play defeats Irish in OT
51	Nov. 27, 2010	MSU 28, Penn State 22	MSU wins Big Ten title for first time since 1990
57	Oct. 1, 2011	MSU 10, Ohio State 7	First win over Ohio State
58	Oct. 15, 2011	MSU 28, No. 11 Michigan 14	Fourth straight win over Michigan
59	Oct. 22, 2011	MSU 37, No. 4 Wisconsin 31	"Rocket" defeats Badgers on last play
62	Nov. 12, 2011	MSU 37, Iowa 21	MSU's first win at Iowa since 1989
63	Nov. 19, 2011	MSU 55, Indiana 3	MSU wins inaugural B1G Legends Division
66	Jan. 2, 2012	MSU 33, No. 18 Georgia 33 (3OT)	First bowl victory
79	Dec. 29, 2012	MSU 17, TCU 16	Second consecutive bowl win
89	Nov. 16, 2013	MSU 41, Nebraska 28	MSU's first-ever win over Nebraska
92	Dec. 7, 2013	MSU 34, No. 2 Ohio State 24	Spartans win first outright B1G title since 1987
93	Jan. 1, 2014	MSU 24, No. 5 Stanford 20	MSU wins first Rose Bowl since 1988; Third straight bowl win
100	Oct. 18, 2014	MSU 56, Indiana 17	Dantonio wins 70th game at MSU
101	Oct. 25, 2014	MSU 35, Michigan 11	Sixth win in last seven games vs. UM

POLLS (NOV. 9)

ASSOCIATED PRESS

Rk.	School	Record
1.	Mississippi State (48)	9-0
2.	Florida State (12)	9-0
3.	Oregon	9-1
4.	Alabama	8-1
5.	TCU	8-1
6.	Baylor	8-1
7.	Arizona State	8-1
8.	Ohio State	8-1
9.	Auburn	7-2
10.	Ole Miss	8-2
11.	Nebraska	8-1
12.	Michigan State	7-2
13.	Kansas State	7-2
14.	UCLA	8-2
15.	Notre Dame	7-2
16.	Georgia	7-2
17.	Arizona	7-2
18.	Clemson	7-2
19.	Duke	8-1
20.	LSU	7-3
21.	Marshall	9-0
22.	Wisconsin	7-2
23.	Colorado State	9-1
24.	Georgia Tech	8-2
25.	Utah	6-3

USA TODAY/AMWAY COACHES

Rk.	School	Record
1.	Mississippi State (41)	9-0
2.	Florida State (20)	9-0
3.	Alabama	8-1
4.	Oregon (1)	9-1
5.	TCU	8-1
6.	Baylor	8-1
7.	Ohio State	8-1
8.	Arizona State	8-1
9.	Auburn	7-2
10.	Ole Miss	8-2
11.	Nebraska	8-1
12.	Michigan State	7-2
13.	Kansas State	7-2
14.	Georgia	7-2
15.	UCLA	8-2
16.	Notre Dame	7-2
17.	Clemson	7-2
18.	Arizona	7-2
19.	Duke	8-1
20.	LSU	7-3
21.	Marshall	9-0
22.	Wisconsin	7-2
23.	Georgia Tech	8-2
24.	Oklahoma	6-3
25.	Colorado State	9-1

(First-place votes)

Bold indicates MSU opponent



2014 SPARTAN FOOTBALL GAME NOTES

2014 HONOR ROLL

JACK ALLEN (Jr., Center)

- Midseason All-American by CBSSports.com (second team)
- Midseason All-American by Phil Steele (third team)
- Midseason All-Big Ten Team (ESPN.com, Phil Steele)
- Featured on watch lists for the Outland Trophy (nation's most outstanding interior lineman) and Rimington Trophy (nation's top center)
- Rimington Award Watch List
- Preseason All-America selection by Sporting News (third team)
- Preseason All-Big Ten selection by Athlon Sports (first team), Phil Steele (first team), Sporting News (first team), ESPN.com (first team) and Lindy's (first team)

SHILIQUE CALHOUN (Jr., Defensive End)

- Lombardi Award Semifinalist
- Chuck Bednarik Award Semifinalist
- Midseason All-American by CBSSports.com (second team)
- Midseason All-American by Phil Steele (third team)
- Midseason All-Big Ten by Phil Steele (first team)
- Lott IMPACT Trophy Quarterfinalist
- Team captain
- Preseason All-America selection by Phil Steele (first team), SI.com (first team), Lindy's (first team), Athlon Sports (second team), Sporting News (second team)
- Featured on watch lists for the Walter Camp Player of the Year, Lombardi Award (lineman of the year), Bednarik Award (defensive player of the year), Hendricks Award (nation's best defensive end), Paul Hornung Award (nation's most versatile player), Nagurski Trophy (nation's most outstanding defensive player), Lott IMPACT Trophy and CFPA Defensive End Trophy
- Preseason All-Big Ten selection by Athlon Sports (first team), Phil Steele (first team), Sporting News (first team), ESPN.com (first team), Lindy's (first team)
- Ranked among nation's top 100 players by ESPN.com (No. 4)

JACK CONKLIN (So., Offensive Tackle)

- Midseason All-Big Ten Team (ESPN.com, Phil Steele)
- Outland Trophy Watch List
- Preseason All-Big Ten selection by Phil Steele (second team), Lindy's (second team) and Athlon Sports (third team)

CONNOR COOK (Jr., Quarterback)

- Maxwell Award Semifinalist
- Davey O'Brien Award Semifinalist
- Midseason All-Big Ten Team (ESPN.com, Phil Steele)
- Featured on watch lists for the Maxwell Award (college football player of the year), Davey O'Brien Award (nation's top quarterback), Manning Award (nation's best quarterback), Johnny Unitas Golden Arm Award, and CFPA Quarterback Trophy
- Manning Award one of eight "Stars of the Week" vs. Indiana
- Ranked among nation's top 100 players by ESPN.com (No. 4) and Sporting News (No. 17)
- Ranked among Big Ten's players by ESPN.com (No. 10)
- Ranked among nation's Top 10 quarterbacks to watch in 2014 (NFL.com's Bucky Brooks)

DEMETRIUS COOPER (R-Fr., Defensive End)

- Named MSU's breakout player of the spring by BTN.com

PROGRAM NOTES –

• Michigan State returned 46 letterwinners and 15 starters in 2014 from last season's team that won a school-record 13 games, including a 24-20 victory over No. 5 Stanford in the 2014 Rose Bowl Game and a 34-24 win over No. 2 Ohio State in the Big Ten Championship Game. MSU finished No. 3 in the final 2013 Associated Press and USA TODAY Polls, marking its highest placing in the national polls since 1966. In addition, Michigan State (13-1) became just the third team in Big Ten history to win at least 13 games in a season (Minnesota, 1904; and Ohio State, 2002).

• Michigan State has won eight Big Ten Championships in school history (1953, 1965, 1966, 1978, 1987, 1990, 2010, 2013), including two under head coach **Mark Dantonio**.

• With a school-record 13 victories in 2013, it marked the fifth time MSU has recorded double-digit wins in a season (10 in 1966, 10 in 1999, 11 in 2010, 11 in 2011, 13 in 2013), including three under Dantonio.

• Michigan State has appeared in a school-record seven consecutive bowl games (2007 Champs Sports, 2009 Capital One, 2010 Alamo, 2011 Capital One, 2012 Outback, 2012 Buffalo Wild Wings, 2014 Rose). The seven-year bowl streak is currently the second longest in the Big Ten and 13th longest in the FBS. Michigan State became bowl eligible for the eighth consecutive year with the victory over Indiana Oct. 18.

• Michigan State's school-record three-game bowl winning streak (2012 Outback, 2012 Buffalo Wild Wings, 2014 Rose Bowl) is also currently the longest active streak in the Big Ten. MSU is one of just six schools in the FBS to win bowl games in each of the last three seasons (Florida State, Louisiana-Lafayette, Oregon, South Carolina, Texas A&M).

• Michigan State is one of only seven schools to have had at least one player chosen every year since the inception of the common NFL Draft in 1967. MSU joins Arizona State, Florida, Michigan, Nebraska, Tennessee and USC as the only programs with at least one draft choice for 48 consecutive years.

• Michigan State and Florida are the only schools in the country to win multiple National Championships in football and men's basketball. MSU has won six national titles in football (1951, 1952, 1955, 1957, 1965, 1966) and two in men's basketball (1979, 2000). Michigan State is also the only school in the nation to win multiple National Championships in football, men's basketball and hockey.

• MSU's 49 wins since 2010 are eighth most among NCAA Football Bowl Subdivision teams (tied with Oklahoma) and most in the Big Ten during that same period. The Spartans have posted five consecutive winning seasons, a first for the program since recording six in a row from 1985-90. MSU has won 49 of its last 63 games (.778), dating back to the beginning of the 2010 season. In addition, the Spartans have won 22 of their last 25 games (.880), dating back to the 2012 regular-season finale.

Winningest NCAA FBS Teams Since 2010

Rank	Team	Total Wins
1.	Oregon	56
2.	Alabama	54
	Florida State	54
4.	Northern Illinois	53
5.	LSU	51
	Stanford	51
7.	Boise State	50
8.	Michigan State	49
	Oklahoma	49
10.	Nebraska	46
	Oklahoma State	46
	South Carolina	46

2014 SPARTAN FOOTBALL GAME NOTES



• Michigan State's 42 wins from 2010-13 were tied for the seventh most in a four-year period in the history of the Big Ten Conference.

Winningest Big Ten Teams Over a Four-Year Period

Rank	Wins	Team	Years
1.	44	Ohio State	2006-09
	44	Michigan	1902-05
3.	43	Ohio State	2005-08
	43	Ohio State	2002-05
	43	Ohio State	1995-98
	43	Michigan	1901-04
7.	42	Michigan State	2010-13
	42	Penn State	1993-96
9.	41	Michigan	1971-74

• Since 2010, MSU has recorded 29 Big Ten victories, the most of any team in the conference (Note: Ohio State has won 31 games, but had to vacate seven victories following the 2010 season.)

• Since 2008, MSU has recorded 39 Big Ten regular-season victories, the most of any team in the conference (Note: Ohio State has won 45 games, but had to vacate seven victories following the 2010 season). The Spartans produced back-to-back 11-win seasons in 2010-11 for the first time in program history, claimed a share of the Big Ten Championship in 2010, and won the inaugural Big Ten Legends Divisions title in 2011.

Most Big Ten Wins Since 2008

Rank	Team	Total Wins
1.	Michigan State	39
2.	Ohio State *	38
3.	Wisconsin	35
4.	Iowa	29
5.	Northwestern	24
	Michigan	24
7.	Nebraska ^	21
8.	Minnesota	20
9.	Purdue	16
10.	Illinois	13
11.	Penn State *	10
12.	Indiana	8
13.	Maryland #	3
14.	Rutgers #	1

* Penn State vacated 23 conference wins from the 2008-11 seasons. Ohio State vacated seven conference wins from the 2010 season; ^ Nebraska joined the Big Ten in 2011; # Maryland and Rutgers joined the Big Ten in 2014.

POLL SPEAK –

• Michigan State has been ranked in The Associated Press Top 10 in nine of the 12 polls released in 2014. It's the most weeks MSU has spent in the AP Top 10 in one season since 1966. The Spartans are currently ranked No. 12 and have spent the whole season ranked in the Top 15.

• Michigan State is 36-11 (.766) as a ranked team in the AP Poll under Mark Dantonio. As a ranked team, Michigan State has not lost to an unranked opponent under Dantonio (26-0).

• Michigan State was ranked No. 8 in the Preseason Associated Press and Amway Coaches Polls. It marked MSU's highest preseason ranking in the AP Poll since 1967 (No. 3). It also marked the Spartans' 14th appearance in the Preseason AP Top 10. Since 1950, Michigan State has appeared in the Preseason AP Poll 28 times. It marked MSU's highest preseason ranking in the Coaches Poll since USA TODAY began administering the poll in 1991.

• MSU's No. 3 final ranking in 2013 was the highest for the program since 1966 (No. 2). Michigan State did not enter the AP Poll until Week 10 (week of Oct. 27) last season.

• The Spartans have appeared in the final Top 25 rankings four times in the last six years (2008: No. 24 both polls; 2010: No. 14 both polls; 2011: No. 10 USA TODAY/No. 11 AP; and 2013: No. 3 both polls).

2014 HONOR ROLL

KURTIS DRUMMOND (Sr., Safety)

- Accepted invitation to play in 2015 Senior Bowl
- Midseason All-American by CBSSports.com (second team)
- Team captain
- Preseason All-America selection by Sporting News (first team), Athlon Sports (third team) and Phil Steele (third team)
- Preseason first-team All-Big Ten selection by Athlon Sports, Phil Steele, Sporting News, ESPN.com and Lindy's
- Featured on preseason watch lists for the Bednarik Award (defensive player of the year), Thorpe Award (nation's best defensive back), Nagurski Trophy (nation's most outstanding defensive player) and College Football Performance Awards Defensive Back Trophy Watch Lists
- Ranked one of college football's most indispensable players, according to NFL.com's Charles Davis
- Ranked among nation's top 100 players by ESPN.com (No. 61)
- Ranked among Big Ten's top players by ESPN.com (No. 17)
- Listed among the nation's Top 10 defensive backs (No. 8) to watch in 2014, according to NFL.com's Bucky Brooks

MICHAEL GEIGER (So., Kicker)

- Named to the Lou Groza Award Watch List (nation's top placekicker) and the College Football Performance Awards Watch List for the Placekicker Trophy
- Preseason All-Big Ten selection by Athlon Sports (first team), Phil Steele (first team), ESPN.com (first team), Sporting News (first team) and Lindy's (second team)

DARIAN HICKS (So., Cornerback)

- Preseason All-Big Ten selection by Lindy's (second team)
- Named to Big Ten's All-Breakout Team for 2014 by BTN.com's Sean Merriman

TRAVIS JACKSON (Sr., Offensive Lineman)

- Team captain

TAIWAN JONES (Sr., Linebacker)

- Featured on the Butkus Award Watch List for the nation's best linebacker.
- Preseason All-Big Ten selection by Phil Steele (first team), Athlon Sports (second team) and Lindy's (second team)
- Ranked among nation's top 100 players by ESPN.com (No. 99)

JEREMY LANGFORD (Sr., Running Back)

- Midseason All-Big Ten by Phil Steele (second team)
- Featured on preseason watch lists for the Maxwell Award (college football player of the year), Doak Walker Award (nation's premier running back) and CFP Running Back Trophy
- Listed among the nation's top Heisman Trophy candidates (No. 13) for 2014, according to NFL.com's Mike Huguenin
- Ranked among nation's top 100 players by ESPN.com (No. 56)
- Ranked among Big Ten's top players by ESPN.com (No. 16)
- Ranked among the nation's Top 10 running backs (No. 6) to watch, according to NFL.com's Bucky Brooks



2014 SPARTAN FOOTBALL GAME NOTES

2014 HONOR ROLL

TONY LIPPETT (Sr., Wide Receiver)

- Midseason All-American by Phil Steele (third team)
- Midseason All-Big Ten Team (ESPN.com, Phil Steele)
- Biletnikoff Award Watch List

KEITH MUMPHERY (Sr., Wide Receiver)

- Nominated for the Allstate Good Works Team for his community service involvement

JOSIAH PRICE (So., Tight End)

- Named to CFP Watch List for Tight End Trophy

MARCUS RUSH (Sr., Defensive Line)

- Midseason All-Big Ten Team (ESPN.com, Phil Steele)
- Preseason All-Big Ten selection by Lindy's (third team) and Phil Steele (fourth team)

MIKE SADLER (Sr., Punter)

- Finalist for William V. Campbell Trophy (nation's premier scholar-athlete award)
- National Football Foundation Scholar-Athlete Class of 2014
- CoSIDA Academic All-District 5 First Team
- Preseason All-America selection by Athlon Sports (first team), ESPN.com (first team) and SI.com (second team)
- Preseason All-Big Ten selection by Athlon Sports (first team), ESPN.com (first team), Phil Steele (second team) and Lindy's (second team)
- Named to watch lists for the Ray Guy Award (nation's top punter) and CFP Punter Trophy

TRAE WAYNES (Jr., Cornerback)

- Jim Thorpe Award Semifinalist
- Midseason All-American by SI.com (first team), CBSSports.com (second team) and Phil Steele (third team)
- Midseason All-Big Ten by Phil Steele (first team)
- Featured on preseason watch lists for the Bednarik Award (defensive player of the year), Thorpe Award (nation's best defensive back), Nagurski Trophy (nation's most outstanding defensive player) and CFP Defensive Back Trophy
- Preseason All-America selection by Phil Steele (third team) and Athlon Sports (fourth team)
- Preseason All-Big Ten selection by Athlon Sports (first team), Phil Steele (first team), ESPN.com (first team) and Lindy's (second team)
- Listed among the nation's Top 10 defensive backs (No. 5) to watch in 2014, according to NFL.com's Bucky Brooks
- Ranked among nation's top 100 players by ESPN.com (No. 76)
- Ranked among Big Ten's top players by ESPN.com (No. 19)

MARK DANTONIO (Head Coach)

- Bobby Dodd Coach of the Year Watch List

SPARTANS EARN MIDSEASON HONORS –

Several Spartans earned Midseason All-America honors. Junior cornerback **Trae Waynes** was named a first-team Midseason All-American by SI.com, and landed on the second team by CBSSports.com and third team by Phil Steele. In addition, center **Jack Allen**, junior defensive end **Shilique Calhoun** and safety **Kurtis Drummond** were named second-team Midseason All-Americans by CBSSports.com. Allen, Calhoun and senior wide receiver **Tony Lippett** were named third-team Midseason All-Americans by Phil Steele.

Four Spartans were named to the ESPN.com Midseason All-Big Ten Team on offense, including Allen, sophomore left tackle **Jack Conklin**, junior quarterback **Connor Cook** and Lippett. Senior defensive end **Marcus Rush** was also named to the Midseason All-Big Ten Team by ESPN.com. With five selections, the Spartans featured the most players of any team in the conference on the Midseason All-Big Ten Team by ESPN.com. Allen, Conklin, Calhoun, Cook, Lippett and Waynes were also named to Phil Steele's All-Big Ten Midseason First Team, while Rush and senior running back **Jeremy Langford** were named to the second team.

BIG TEN WINNING STREAK COMES TO AN END –

• Michigan State's 13-game Big Ten winning streak was snapped Nov. 8 in the loss to No. 14 Ohio State. It was the second-longest Big Ten winning streak in school history (16 straight from Oct. 2, 1965 to Oct. 21, 1967). In addition, MSU had won 14 consecutive games against Big Ten opponents (2013 Big Ten Championship Game vs. No. 2 Ohio State).

OHIO STATE: POST-GAME NOTES (NO. 14 OHIO STATE 49, NO. 14 MICHIGAN STATE 37) –

• Michigan State's 13-game Big Ten winning streak and 12-game home winning streak was snapped in the 49-37 loss to Ohio State . . . the Buckeyes have won five straight in East Lansing . . . OSU leads the all-time series, 29-14, including a 15-5 record in East Lansing.

OFFENSE

• **Connor Cook** was 25-of-45 passing for a career-best 358 yards with two touchdowns . . . the 358 yards were the fifth most in a single-game in MSU history and second most against Ohio State (Jim Miller, 360 yards, 1993) . . . Cook has thrown TD passes in each of his last 16 games, tying the school record shared by Kirk Cousins (2008-11) and Drew Stanton (2003-06) . . . with 358 passing yards Saturday, Cook became the ninth MSU QB to reach the 5,000 career passing yards mark (5,075) . . . it marked Cook's fifth career 300-yard game and 15th career 200-yard passing game.

• **Jeremy Langford** rushed for 137 yards on 18 carries with a career-high tying three rushing touchdowns . . . Langford extended his school record by posting his 13th-straight 100-yard game against a Big Ten opponent and his 12th-straight in conference action . . . the 12-game 100-yard streak in regular-season conference games is the longest active streak in the FBS and matches the longest FBS streak in the last 10 seasons (Arizona's Ka'Deem Carey, 12 straight) . . . his three rushing touchdowns gave him 31 for his career, moving up to sole possession of the No. 7 spot on MSU's career rushing TD list, passing T. J. Duckett's 29 rushing scores from 1999-2001 . . . Langford has rushed for multiple touchdowns in each of the last three games and has eight career games with multi-rushing TDs . . . Langford has scored nine rushing touchdowns in his last three games (three each vs. Indiana, Michigan and Ohio State).

• **Macgarrett Kings Jr.** had a season-high 79 receiving yards to lead MSU's receivers, as well as sharing the team-lead with five receptions . . . the 79 receiving yards was his second-best outing of his career behind a career-high 94 yards vs. Iowa (10/5/13) . . . the five catches was also the second-best performance of his career behind the six at Indiana this season (10/18).

• **Keith Mumphery's** 44-yard catch in the first quarter was a season-long, topping his previous season-long of 43 yards from season opener against Jacksonville State . . . it was also Mumphery's third-longest reception of his career and longest at home, as his career-long is a 72-yarder last season vs. Ohio State in Big Ten Championship Game and a 47-yarder at Illinois.

• The 37 points scored were the most ever by a Spartan team against Ohio State.

DEFENSE

• Ohio State's 49 points equaled the most given up in the Mark Dantonio era at Michigan State.

• **Kurtis Drummond** shared the team lead in tackles with a career-high 11 . . . for his fourth career double-digit tackle outing.

• **RJ Williamson** also posted a career-best 11 tackles.



• **Darian Hicks** registered eight tackles, doubling his previous career best of four stops and nearly half of his season-total of 14 tackles entering the game.

• The Spartans forced two turnovers for their eighth game of the season with at least one turnover ... It was also the fifth game with multiple turnovers forced.

CONNOR COOK NAMED SEMIFINALIST FOR MAXWELL, O'BRIEN AWARDS –

Junior quarterback **Connor Cook**, who was named to the ESPN.com and Phil Steele Midseason All-Big Ten Teams, has been named one of 20 semifinalists for the Maxwell Award, which is given annually to the collegiate player of the year. He also is one of 16 semifinalists for the Davey O'Brien National Quarterback Award.

Cook leads the Big Ten in passing (247.3 ypg.) and ranks second in the conference and eighth in the NCAA FBS in passing efficiency with a 158.3 rating. He also ranks among the Big Ten leaders in touchdown passes (second with 19), total offense (third with 253.9 ypg.) and completion percentage (fourth at .597). Cook has thrown TD passes in each of his last 16 games, which ties a school record (**Kirk Cousins** and **Drew Stanton**).

Cook, who went 12-1 in his first season as the starter in 2013, owns a 19-3 record (.864) as the starting quarterback, including a 13-1 record against Big Ten opponents. He won 11 consecutive games, spanning the 2013 Big Ten opener against Iowa to the 2014 season opener against Jacksonville State, which was the second-longest streak by a starting Spartan QB in school history. **Al Dorow** won 15 straight games as the starter in 1950-51.

The Hinckley, Ohio, native threw for a career-high 358 yards, completing 25-of-45 throws in the loss to No. 14 Ohio State Nov. 8. The 358 yards were the fifth most in a single-game in MSU history and second most against Ohio State (Jim Miller, 360 yards, 1993). Cook fired two touchdown passes (15 yards to Keith Mumphery, 16 yards to Josiah Price) to tie a school record with 16 straight games with at least one touchdown pass. It marked Cook's fifth 300-yard passing game and 15th 200-yard passing game in his career.

Cook completed 12-of-22 throws for 227 yards with one TD in leading the Spartans to their second straight win against Michigan Oct. 25. With the one TD, Cook became the seventh MSU QB to throw for at least 40 career TDs.

Cook was 24-of-32 passing for 332 yards, three touchdowns and one interception in the 56-17 victory at Indiana Oct. 18. For his effort at Indiana, Cook was named one of eight quarterback "Stars of the Week" by The Manning Award.

Cook passed Brian Hoyer on MSU's all-time touchdown passes chart and moved into seventh place with 36 after throwing for 238 yards on 19-of-27 throws and three TDs in the 45-31 win at Purdue Oct. 11.

In the Big Ten opener against No. 19 Nebraska Oct. 4, Cook was 11-of-29 passing for 234 yards, one touchdown (55 yards to Tony Lippett) and one interception.

In limited action against Eastern Michigan (Sept. 20) and Wyoming (Sept. 27), Cook threw for two touchdowns and completed 5-of-6 passes for 83 yards against EMU, and had two TDs and 126 yards on 8-of-12 throws against the Cowboys.

Cook completed 12-of-13 passes for 285 yards and three touchdowns in the season opener against Jacksonville State Aug. 29, and set career highs in completions (29) and attempts (47) while passing for 343 yards at No. 3 Oregon Sept. 6.

Cook was named the Most Outstanding Player in the 2013 Big Ten Championship Game after throwing for 304 yards and three touchdowns, and he topped that performance by racking up 332 passing yards and two touchdowns against Stanford while being named the 2014 Rose Bowl Game's Offensive MVP. He finished his first year as the starter with one of the best statistical seasons in school history, ranking second in the MSU single-season record book in touchdown passes (22), fourth in total offense (2,831 yards) and pass attempts (380), fifth in passing yards (2,755), and sixth in pass completions (223).

Cook already ranks among MSU's all-time leaders in passing efficiency (third with 143.4 rating), touchdown passes (tied for sixth with 42), total offense (seventh with 5,207 yards), passing yards (eighth with 5,075), pass completions (ninth with 377) and completion percentage (ninth at .589). His 15 200-yard passing games rank fourth most in MSU history, and his five 300-yard passing games are tied for third most.

COLLEGE FOOTBALL PLAYOFF RANKINGS (NOV. 11)

Rk.	School	Record
1.	Mississippi State	9-0
2.	Oregon	9-1
3.	Florida Staet	9-0
4.	TCU	8-1
5.	Alabama	8-1
6.	Arizona State	8-1
7.	Baylor	8-1
8.	Ohio State	8-1
9.	Auburn	7-2
10.	Mississippi	8-2
12.	<i>Michigan State</i>	7-2
13.	Kansas State	7-2
14.	Arizona	7-2
15.	Georgia	7-2
16.	Nebraska	8-1
17.	LSU	7-3
18.	Notre Dame	7-2
19.	Clemson	7-2
20.	Wisonsin	7-2
21.	Duke	8-1
22.	Georgia Tech	8-2
23.	Utah	6-3
24.	Texas A&M	7-3
25.	Minnesota	7-2



COLLEGE FOOTBALL PLAYOFF



2014 SPARTAN FOOTBALL GAME NOTES

UPDATED MSU RECORD BOOK

CAREER RECORDS

RUSHING YARDS

1.	Lorenzo White (1984-87)	4,887
2.	Javon Ringer (2005-08)	4,398
3.	Tico Duckett (1989-92)	4,212
4.	Blake Ezor (1986-89)	3,749
5.	Sedrick Irvin (1996-98)	3,504
6.	T.J. Duckett (1999-2001)	3,379
7.	Le'Veon Bell (2010-12)	3,346
8.	Duane Goulbourne (1992-94, 1996)	2,848
9.	Steve Smith (1977-80)	2,676
10.	Eric Allen (1969-71)	2,654
11.	<i>Jeremy Langford (2011-14)</i>	<i>2,423</i>

RUSHING TOUCHDOWNS

1.	Lorenzo White (1984-87)	43
2.	Jehuu Caulcrick (2004-07)	39
3.	Sedrick Irvin (1996-98)	35
4.	Javon Ringer (2005-08)	34
	Blake Ezor (1986-89)	34
6.	Le'Veon Bell (2010-12)	33
7.	<i>Jeremy Langford (2011-14)</i>	<i>31</i>

PASS ATTEMPTS

1.	Jeff Smoker (2000-03)	1,150
2.	Kirk Cousins (2008-11)	1,128
3.	Brian Hoyer (2005-08)	896
4.	Drew Stanton (2003-06)	846
5.	Ed Smith (1976-78)	789
6.	Dave Yarema (1982-86)	767
7.	Bill Burke (1996-99)	766
8.	Jim Miller (1990-93)	746
9.	John Leister (1979-82)	686
10.	<i>Connor Cook (2012-14)</i>	<i>640</i>

PASS COMPLETIONS

1.	Kirk Cousins (2008-11)	723
2.	Jeff Smoker (2000-03)	685
3.	Drew Stanton (2003-06)	543
4.	Brian Hoyer (2005-08)	500
5.	Jim Miller (1990-93)	467
6.	Dave Yarema (1982-86)	464
7.	Ed Smith (1976-78)	418
8.	Bill Burke (1996-99)	416
9.	<i>Connor Cook (2012-14)</i>	<i>377</i>

PASS COMPLETION PERCENTAGE

1.	Drew Stanton (2003-06)	.642
2.	Kirk Cousins (2008-11)	.641
3.	Jim Miller (1990-93)	.626
4.	Dan Enos (1987-90)	.621
5.	Todd Schultz (1994-97)	.607
6.	Tony Banks (1994-95)	.607
7.	Dave Yarema (1982-86)	.605
8.	Jeff Smoker (2000-03)	.596
9.	<i>Connor Cook (2012-14)</i>	<i>.589</i>
10.	Clark Brown (1983)	.577

PASSING YARDS

1.	Kirk Cousins (2008-11)	9,131
2.	Jeff Smoker (2000-03)	8,932
3.	Drew Stanton (2003-06)	6,524
4.	Brian Hoyer (2005-08)	6,159
5.	Dave Yarema (1982-86)	5,809
6.	Ed Smith (1976-78)	5,706
7.	Bill Burke (1996-99)	5,463
8.	<i>Connor Cook (2012-14)</i>	<i>5,075</i>

TOUCHDOWN PASSES

1.	Kirk Cousins (2008-11)	66
2.	Jeff Smoker (2000-03)	61
3.	Bill Burke (1996-99)	46
4.	Dave Yarema (1982-86)	44
5.	Ed Smith (1976-78)	43
6.	<i>Connor Cook (2012-14)</i>	<i>42</i>
	Drew Stanton (2003-06)	42

TONY LIPPETT LEADS BIG TEN IN RECEIVING; ADDED TO BILETNIKOFF AWARD WATCH LIST – Senior wide receiver **Tony Lippett** is having a career year in his last season wearing the Green and White and has been added to the Biletnikoff Award Watch List. The Detroit, Michigan, native, who was named to the Phil Steele Midseason All-America Third Team, ranks first in the Big Ten and 12th in the FBS with 105.9 receiving yards per game. He leads the Big Ten and ranks tied for eighth in the FBS with nine TD receptions this season. Lippett already ranks among MSU's single-season leaders in 100-yard receiving games (tied for third with six) and touchdown catches (tied for fifth with nine). He has caught a touchdown pass in nine of his last 11 games and has at least one reception in 19 consecutive games.

The 6-foot-3, 185-pound Lippett also is tied for fourth in the conference with 5.2 receptions per game (career-high 47 catches for career-high 953 yards; 20.3 avg.). He needs just 47 yards to record the eighth 1,000-yard receiving season in MSU single-season history.

Forty-one of Lippett's 47 catches (87 percent) have gone for either a touchdown or first down, and he leads the receivers with 15 receptions of 20-plus yards. His 307 yards after the catch (YAC) lead the team.

Lippett recorded his sixth 100-yard receiving game of the season, with three receptions for 103 yards and one touchdown with a 70-yard TD catch, in the win over Michigan Oct. 25. The 70-yarder was Lippett's second longest of the season and his career, behind a 71-yarder in the season-opener against Jacksonville State.

Lippett led the Spartans with seven catches for 123 yards at Indiana; however, his streak of eight straight games with a touchdown catch was snapped.

He caught a touchdown pass for the eighth straight game with a 39-yard TD reception from Connor Cook in the first quarter at Purdue. He ended up with 138 receiving yards on seven catches against the Boilermakers.

In the Big Ten opener against Nebraska, Lippett had three receptions for 105 yards, including a 55-yard TD from Cook. He also scored on a 32-yard TD run on a double reverse in the third quarter for his first career rushing touchdown.

Lippett caught two touchdown passes (23 and 8 yards) in limited action vs. Eastern Michigan; he finished with three receptions for 45 yards against the Eagles. In the non-conference finale against Wyoming, Lippett hauled in four catches for 76 yards, including a 19-yard TD pass from Cook.

At No. 3 Oregon Sept. 6, Lippett had a career-best 11 receptions for 133 yards, becoming the first Spartan receiver to record back-to-back 100-yard receiving games since **B.J. Cunningham** in 2011. The 11 receptions tied for seventh-most in MSU single-game history.

Lippett established a career high with 167 receiving yards on just four catches in the season opener against Jacksonville State, including touchdown receptions of 71 and 64 yards from Cook in the first quarter.

Lippett led the Spartans with 44 catches for 613 yards and two TDs in 2013.

A three-year letterwinner, Lippett has 131 catches for 2,002 yards (15.3 avg.) and 13 touchdowns in 50 career games, including 24 starts. Lippett moved to wide receiver full-time in 2012 after playing both receiver and cornerback in 2011. He currently ranks among MSU's all-time leaders in receiving yards (10th with 2,002), receptions (10th with 131) and touchdown receptions (tied for 11th with 13).





LANGFORD CONTINUES 100-YARD RUSHING STREAK AGAINST BIG TEN OPPONENTS –

Fifth-year senior running back Jeremy Langford has rushed for more than 100 yards in 12 straight Big Ten games and 13 consecutive games against Big Ten opponents, dating back to last season's game against Indiana Oct. 12. Langford's 12 consecutive 100-yard rushing performances in Big Ten regular-season games is a school record. It's also the longest active 100-yard streak in the FBS for regular-season conference games and tied for the longest streak in the last 10 seasons (Arizona's Ka'Deem Carey).

Langford leads the team and ranks fifth in the Big Ten in rushing (108.7 ypg.); in conference games, he ranks fourth in rushing (127.6 ypg.). He has collected 978 rushing yards on 178 carries (5.5 avg.) with 13 touchdowns, including a team-best 11 runs of 20-plus yards. Langford also leads team in all-purpose yards (1,030; 114.4 ypg.) and scoring (78 points; 8.7 ppg.). He ranks 10th in the FBS in rushing TDs (13) and 20th in rushing (108.7 ypg.).

A year after setting an MSU record with eight consecutive 100-yard rushing games, Langford enters the Maryland game with six straight 100-yard games. He's looking to become MSU's first running back to record back-to-back 1,000-yard rushing seasons since Javon Ringer in 2007-08, and just the sixth in Spartan history (Blake Ezor, 1988-89; Tico Duckett, 1990-92; Sedrick Irvin, 1996-98; T.J. Duckett, 2000-01; Ringer, 2007-08).

Langford, who scored a Big Ten-leading 18 rushing touchdowns in 2013, has scored 31 rushing TDs since the beginning of last season. The 31 rushing TDs are the most ever by a Spartan in a two-season span (previous record: Blake Ezor with 30 rushing TDs in 1988-89).

For the third consecutive game, Langford recorded three rushing touchdowns as he scored on a pair of 1-yard runs and also a 33-yarder Nov. 8 vs. No. 14 Ohio State. He compiled his 13th-straight 100-yard rushing game against a Big Ten opponent with 137 yards on 18 attempts (7.6 avg.) against the Buckeyes.

Langford tallied career highs in rushing yards (177) and carries (35) and tied a career best with three rushing touchdowns in the 35-11 victory over Michigan Oct. 25 in Spartan Stadium. It marked the fifth-highest single-game rushing total for a Spartan against the Wolverines. In his last two games vs. Michigan, Langford rushed 61 times for 297 yards (148.5 ypg.) and four touchdowns. He was named the fourth game captain for the Spartans vs. Michigan.

The 6-foot-1, 208-pound Langford rushed 21 times for 109 yards and three touchdowns at Indiana.

Langford began the Big Ten season by collecting 111 rushing yards against No. 19 Nebraska, and followed that effort with a 104-yard performance at Purdue. His first 100-yard rushing effort of the season came against Wyoming (16 attempts for 137 yards and one TD).

Langford ranks among MSU's all-time leaders in 100-yard rushing games (tied for sixth with 14), rushing touchdowns (seventh with 31), total touchdowns (seventh with 33), rushing yards (11th with 2,423) and carries (13th with 479). The Wayne, Michigan, product, who ranked first in the Big Ten in 2013 with 18 rushing touchdowns, also ranked sixth in the Big Ten in rushing (101.6 ypg.) in 2013 and established a school record by rushing for more than 100 yards in eight consecutive games. His career-high 1,422 rushing yards as a junior rank eighth most in an MSU single-season.

UPDATED MSU RECORD BOOK

CAREER RECORDS

PASSING EFFICIENCY

1.	Kirk Cousins (2008-11)	146.1
2.	Gene Glick (1946-49)	143.5
3.	Connor Cook (2012-14)	143.4
4.	Earl Morrall (1953-55)	140.5
5.	Jim Ninowski (1955-57)	139.7
6.	Drew Stanton (2003-06)	138.7
7.	Jeff Smoker (2000-03)	135.5
	Tony Banks (1994-95)	135.5
9.	Dave Yarema (1982-86)	134.4
10.	Dean Look (1957-59)	131.9

300-YARD PASSING GAMES

1.	Jeff Smoker (2000-03)	10
2.	Drew Stanton (2003-06)	7
3.	Connor Cook (2012-14)	5
	Kirk Cousins (2008-11)	5

RECEPTIONS

1.	B.J. Cunningham (2008-11)	218
2.	Matt Trannon (2003-06)	148
3.	Andre Rison (1985-88)	146
4.	Courtney Hawkins (1988-91)	138
5.	Charles Rogers (2001-02)	135
6.	Garl Scott (1996-99)	134
7.	Mark Dell (2007-10)	133
	Jerramy Scott (2002-06)	133
	Chris Baker (1998-2001)	133
10.	Tony Lippett (2011-14)	131
	Plaxico Burress (1998-99)	131

RECEIVING YARDS

1.	B.J. Cunningham (2008-11)	3,086
2.	Andre Rison (1985-88)	2,992
3.	Charles Rogers (2001-02)	2,821
4.	Kirk Gibson (1975-78)	2,347
5.	Courtney Hawkins (1988-91)	2,210
6.	Plaxico Burress (1998-99)	2,155
7.	Mark Dell (2007-10)	2,136
8.	Garl Scott (1996-99)	2,095
9.	Eugene Byrd (1975-79)	2,082
10.	Tony Lippett (2011-14)	2,002

PUNTING AVERAGE

1.	Greg Montgomery (1985-87)	45.2
2.	Brandon Fields (2003-06)	45.0
3.	Ralf Mojsiejenko (1981-84)	43.8
4.	Ray Stachowicz (1977-80)	43.3
5.	Craig Jarrett (1998-2001)	42.9
6.	Mike Sadler (2011-14)	42.1
	John Pingel (1937-38)	42.1
8.	Aaron Bates (2007-10)	42.0
9.	Josh Butland (1988-91)	40.7
10.	Jason Daily (2002)	40.4

TACKLES FOR LOSS

1.	Julian Peterson (1998-99)	48
2.	Greg Jones (2007-10)	46.5
3.	Denicos Allen (2010-13)	46
4.	Larry Bethea (1975-77)	43
5.	Travis Davis (1986-89)	39
6.	Robaire Smith (1997-99)	38
7.	Mike Labinjo (2000-03)	35
8.	Marcus Rush (2011-14)	33.5

SACKS

1.	Larry Bethea (1975-77)	33
2.	Julian Peterson (1998-99)	25
3.	Travis Davis (1986-89)	24
	Kelly Quinn (1982-85)	24
5.	Robaire Smith (1997-99)	22
6.	Denicos Allen (2010-13)	19.5
7.	Greg Jones (2007-10)	16.5
8.	Clifford Dukes (2001-04)	15.5
9.	Shilique Calhoun (2012-14)	15
	Mark Nichols (1983, 85-87)	15
	Mel Land (1975-78)	15
12.	Marcus Rush (2011-14)	14.5



2014 SPARTAN FOOTBALL GAME NOTES

BY THE NUMBERS

1

Michigan State's ranking in the Big Ten in total defense and rushing defense the past three seasons.

2

MSU is one of two schools in the country, along with Florida, to win multiple National Championships in both football and men's basketball.

3

MSU finished No. 3 in the final 2013 national polls, the highest ranking for the program since 1966. MSU also has won a school-record three bowl games in a row, the longest active streak in the Big Ten.

7

Michigan State has appeared in a school-record seven consecutive bowl games; it's also the 13th-longest active streak in the FBS and second longest in the Big Ten.

8

Michigan State has won eight of nine November road games (.889) under head coach Mark Dantonio.

22

MSU has won 22 of its last 25 games, dating back to the 2012 regular-season finale.

39

MSU has won 39 Big Ten games since 2008, the most of any conference team.

49

MSU has won 49 games since the beginning of the 2010 season, most in the Big Ten and tied for eighth most in the FBS during that time period.

50

In the Dantonio era, Michigan State has held its opponent below 100 yards rushing in 50 of 102 games (49 percent).

71

Mark Dantonio has won 71 games at MSU, tying for second most in school history.

401

Michigan State has scored 401 points in its first nine games, which is on pace to set a school record for most points in a single-season (current record: 434 set in 2011).

EXPLOSIVE OFFENSE ON PACE FOR RECORD-BREAKING SEASON –

• The Spartans returned seven starters and 16 players with starting experience on offense from last year's Rose Bowl and Big Ten Championship team, including junior quarterback **Connor Cook**, who went 12-1 in his first season as the starter in 2013. Overall, the Spartans returned 97 percent of their total offense from a year ago, 99 percent of their rushing yards and 79 percent of their receiving yards.

• Michigan State's offense is on pace to become the most prolific in school history. The Spartans have already scored 401 points through nine games, which is fifth most in an MSU single-season (school record: 434 in 2011). MSU is also close to scoring the most offensive touchdowns in school history; the Spartans have scored 52 offensive TDs thus far, just two shy of the school record 54 set in 1978.

• MSU ranks second in the Big Ten and sixth in the NCAA Football Bowl Subdivision in scoring, averaging 44.6 points per game (school record: 37.4 ppg. in 1978). Michigan State also leads the Big Ten and ranks ninth in the NCAA FBS in total offense, averaging 517.6 yards per game (school record: 497.3 ypg. in 2005). In addition, MSU ranks among the FBS Top 20 in yards per play (13th with 6.74), passing efficiency (14th with 156.5 rating) and rushing offense (18th with 246.3 ypg.).

• Mark Dantonio has always stressed the importance of a balanced offense, and the 2014 Spartans couldn't be more balanced statistically. MSU is one of just five teams in the FBS, along with Mississippi State, Marshall, Ohio State and Toledo, to average more than 245 yards in both rushing and passing. The Spartans are averaging 246.3 yards rushing with 31 TDs and 271.2 yards passing with 21 TDs. Twelve different offensive players have scored touchdowns this season for the Spartans, including 10 with at least two touchdowns. Michigan State's 31 rushing touchdowns are fifth most in an MSU single-season (school record: 38 in 1948).

SPARTAN OFFENSE PRODUCTIVE AND HIGHLY EFFICIENT–

• Michigan State's offense has not only been incredibly productive this season, but also remarkably efficient, scoring touchdowns on 42 percent of its possessions (.423 percent, 52-of-124). The Spartans also are scoring on 48 percent of their possessions (60-of-124, 52 touchdowns, eight field goals).

• MSU's scoring margin of +21.1 ranks eighth in the FBS. In addition, MSU has outscored teams in the first half by 160 points (257-97), which ranks second in the FBS (Baylor, +181, 267-86). The Spartans rank No. 1 in the FBS, along with Baylor, for the biggest scoring margin in the first quarter (+91, 119-28).

• Michigan State ranks No. 2 in the NCAA FBS in time of possession (35:25). Under Mark Dantonio, Michigan State is 54-10 (.844) when leading in time of possession, including a 41-7 record (.854) since 2010. The Spartans ranked second in the Big Ten and seventh in the NCAA FBS in time of possession (33:19 per game) in 2013.

• Michigan State has scored at least 45 points in five games thus far in 2014; it marks just the third time in school history (1948, 1978) that the Spartans have scored at least 45 points in a season five times.

• Michigan State has collected more than 500 yards of total offense five times this season (564 vs. Jacksonville State, 533 vs. Wyoming, 532 vs. Purdue, 662 vs. Indiana, 536 vs. Ohio State).

• Against Eastern Michigan (73 points) and Wyoming (56 points), MSU scored 50 points in back-to-back games for the first time since 1978. In addition, the Spartans have scored 50 points three times this season (Indiana, 56) for the first time since 1978.

• Michigan State has produced 300-plus total yards in the first half in six of nine games this season.

• MSU has gotten off to a fast start in games this season, scoring touchdowns on its first possession in seven of its nine games this season.

2014 SPARTAN FOOTBALL GAME NOTES



SPARTAN OFFENSIVE LINE FEATURES DEPTH AND EXPERIENCE –

• Although the Spartans lost three starters (RT **Fou Fonoti**, RG **Dan France**, LG **Blake Treadwell**) from the strongest offensive line of the Mark Dantonio era in 2013, MSU brought back five veterans that have played extensively up front. The eight-man playing rotation in 2014, which has used four different starting combinations in the first nine games of the season, is proving to be just as deep and versatile as the 2013 unit. The five listed starters on the offensive line have a combined 99 starts (C **Jack Allen**: 31; LG **Travis Jackson**: 27; LT **Jack Conklin**: 22; RT **Donavon Clark**: 15; RG **Connor Kruse**: 4).

• Junior **Jack Allen**, who is on the Rimington Trophy Watch List for the nation's top center, is in his second season as the starting center. He has played in 32 career games, including 31 starts (26 at center, five at left guard). He was named a Midseason All-American by CBSSports.com (second team) and Phil Steele (third team).

• Sophomore **Jack Conklin** has started 19 consecutive games at left tackle and hasn't allowed a sack in 23 career games. The former walk-on, who was awarded a scholarship after the 2012 season, was a first-team All-Big Ten Midseason selection by ESPN.com and Phil Steele and is on the watch list for the Outland Trophy. Conklin leads the team with 83 knockdowns and has played a team-high 649 snaps.

• Fifth-year senior **Travis Jackson** is in his third year as a starter on the offensive line, his first at left guard. He has played in 37 career games, including 27 starting assignments (18 at center, eight at left guard, one at right guard).

• Junior **Donovan Clark** has started all nine games (six games at right guard and three at right tackle).

• Fifth-year senior **Connor Kruse**, who missed the first three games of the season after suffering an injury in preseason camp, can play any position on the offensive line. He has started three games at right guard (vs. Purdue, Michigan and Ohio State) and one at center (vs. Indiana).

• In Kruse's absence during the early portion of the season, sophomore **Kodi Kieler** was inserted into the starting rotation at right tackle. Kieler has started six of nine games at right tackle. Freshman **Brian Allen**, who received his first career start against Wyoming at left guard, has played extensively on the line at three positions: center, left guard and right guard. Junior **Brandon Clemons**, who has seen action on both the offensive and defensive lines this season, will also see time in the playing rotation for the Spartans.

• The eight-man rotation at offensive line has given up just six sacks (29 yards) in 2014, tied for third fewest in the FBS. Michigan State's offensive line allowed 17 sacks (1.21 per game) in 2013, which ranked second fewest in the Big Ten and 15th in the NCAA FBS.

TRULY ELITE –

• Since 2011, Michigan State's defense has been one of the most consistent in the FBS. The Spartans are one of just three schools, along with Alabama and Florida State, to rank among the FBS top six in total defense the past three seasons (No. 6 in 2011, No. 4 in 2012, No. 2 in 2013). MSU is on pace to rank in the FBS Top 10 in total defense for the fourth consecutive year, currently ranking 10th in the FBS in total defense (311.4 ypg.) through nine games in 2014.

• Michigan State and Alabama are the only teams to rank in the FBS top 11 the past three years in total defense, scoring defense, rushing defense and passing defense.

• The Spartans are one of just two NCAA Football Bowl Subdivision schools, along with Alabama, to rank in the Top 10 nationally in total defense, rushing defense and scoring defense the last three years.

• The Spartans are the only school in the NCAA FBS to rank among the nation's Top 20 in pass defense and pass efficiency defense the past three seasons.

• MSU has finished in the Top 25 nationally in rushing defense four of the past five seasons (24th in 2009; ninth in 2011; eighth in 2012; second in 2013). MSU is currently ranked sixth in the FBS in rushing defense (95.4 ypg.).

• In 102 games under Mark Dantonio, MSU has held its opponents under 100 yards rushing 50 times (49 percent).

• Since the Big Ten awarded conference stat champions in 1985 for overall games, MSU is the first team to win three-straight titles in total defense and rushing defense.

TOP SINGLE-GAME PERFORMANCES

Aaron Burbridge Receiving

Yds.	Opponent (Rec.)	Date
134	Indiana (8)	10/6/12

Connor Cook Passing

Yds.	Opponent (Comp.-Att.)	Date
358	Ohio State (25-45)	11/8/14
343	Oregon (29-47)	9/6/14
332	Indiana (24-32)	10/18/14
332	Stanford (22-36)	1/1/14
304	Ohio State (24-40)	12/7/13
293	Northwestern (16-23)	11/23/13
285	Jacksonville State (12-13)	8/29/14
277	Iowa (25-44)	10/5/13
252	Michigan (18-33)	11/2/2013
238	Purdue (19-37)	10/11/14
235	Indiana (22-31)	10/12/13
234	Nebraska (11-29)	10/4/14
227	Michigan (12-22)	10/25/14
208	Illinois (15-16)	10/26/13
202	Youngstown State (15-22)	9/14/13

Kurtis Drummond Tackles

TM	Opponent (S-A)	Date
11	Ohio State (4-7)	11/8/14
10	Minnesota (4-6)	11/30/13
10	Nebraska (4-6)	11/16/13
10	Nebraska (6-4)	11/3/12

Nick Hill Rushing

Yds.	Opponent (Carries)	Date
178	Indiana (16)	10/18/14

Taiwan Jones Tackles

TM	Opponent (S-A)	Date
10	Nebraska (6-4)	10/4/14
10	Iowa (4-6)	10/13/12

Jeremy Langford Rushing

Yds.	Opponent (Carries)	Date
177	Michigan (35)	10/25/14
151	Nebraska (32)	11/16/13
150	Northwestern (25)	11/23/13
137	Ohio State (18)	11/8/14
137	Wyoming (16)	9/27/14
134	Minnesota (21)	11/30/13
131	Purdue (24)	10/19/13
128	Ohio State (24)	12/7/13
120	Michigan (26)	11/2/13
111	Nebraska (29)	10/4/14
109	Indiana (21)	10/18/14
109	Indiana (23)	10/12/13
104	Purdue (13)	10/11/14
104	Illinois (22)	10/26/13

Tony Lippett Receiving

Yds.	Opponent (Rec.)	Date
167	Jacksonville State (4)	8/29/14
138	Purdue (7)	10/11/14
133	Oregon (11)	9/6/14
123	Indiana (7)	10/18/14
104	Nebraska (3)	10/4/14
103	Michigan (3)	10/25/14

Marcus Rush Tackles

TM	Opponent (S-A)	Date
11	Oregon (8-3)	9/6/14
11	Nebraska (7-4)	10/29/11

Delton Williams Rushing

Yds.	Opponent (Carries)	Date
103	Eastern Michigan (10)	9/20/14

RJ Williamson Tackles

TM	Opponent (S-A)	Date
11	Ohio State (4-7)	11/8/14
10	Notre Dame (1-9)	9/21/13



2014 SPARTAN FOOTBALL GAME NOTES

2014 SPARTAN SPORTS NETWORK RADIO AFFILIATES

City.....	Call Letters
Alma.....	WQBX (FM 104.9)
Alpena.....	WKJZ (FM 94.9)
Ann Arbor.....	WLBY (AM 1290)
Bad Axe.....	WLEW (AM 1340)
Battle Creek.....	WBCK (FM 95.3)
Benton Harbor.....	WCSY (FM 103.7)
Detroit.....	WJR (AM 760)
Escanaba.....	WUPF (FM 107.3)
Flint.....	WWCK (AM 1570)
Gaylord.....	WMJZ (FM 101.5)
Grand Haven.....	WGHN (FM 92.1)
Grand Rapids.....	WBBL (FM 107.3)
Greenville.....	WGLM (AM 1380)
Hastings.....	WBCH (AM 1220/FM 100.1)
Holland.....	WPNW (AM 1260/FM 96.5)
Iron Mountain.....	WMIO (AM 1450)
Ishpeming.....	WUPG (FM 96.7)
Jackson.....	WIBM (AM 1450/FM 101.9)
Kalamazoo.....	WKZO (AM 590)
Lansing.....	WJIM (AM 1240)
.....	WMMQ (FM 94.9)
Ludington/Manistee.....	WLDN (FM 98.7)
Midland.....	WLUN (FM 100.9)
Newberry.....	WMJT (FM 96.7)
Ontonagon.....	WUPY (FM 101.1)
Petoskey.....	WJML (AM 1110)
Port Huron.....	WPHM (AM 1380)
Saginaw.....	WILZ (FM 104.5)
Tawas City.....	WQLB (FM 103.3)
Traverse City.....	WLDR (FM 101.9)



SpartanSportsNetwork.com

Live broadcasts for all of Michigan State's games are available online at SpartanSportsNetwork.com and also on the Spartan Sports Network mobile app for the iPhone and Android devices.

LONGEST TENURED FBS PLAY-BY-PLAY RADIO ANNOUNCERS

Rk.	Name (School)	Years
1.	Bob Robertson (Washington State)	48
2.	Bill Hillgrove (Pittsburgh)	45
3.	Don Fischer (Indiana)	42
4.	Larry Zimmer (Colorado)	41
	Tommy Suggs (South Carolina)	41
	Vic Purvis (Southern Miss)	41
7.	Joe Starkey (California)	40
	Dave Nitz (Louisiana Tech)	40
9.	Bob Harris (Duke)	39
10.	George Blaha (Michigan State)	37

• The Spartans led the FBS in total defense for 13 straight weeks and finished the 2013 season ranked No. 2 in the FBS, allowing just 252.2 yards per game. MSU was the only school in 2013 to rank in the top three in the four major defensive stat categories: No. 2 in total defense, No. 2 in rushing defense (86.6 ypg.), No. 3 in scoring defense (13.2 ppg.) and No. 3 in pass defense (165.6 ypg.).

Here's a look at where MSU's defense ranks among the nation's elite the past four seasons:

2014

Category	Stat Avg.	Big Ten	NCAA
Rushing Defense	114.6	4th	14th
Passing Defense	196.9	4th	23rd
Total Defense	311.4	4th	10th
Scoring Defense	23.4	8th	41st
Pass Efficiency Defense	112.5	7th	26th

2013

Category	Stat Avg.	Big Ten	NCAA
Rushing Defense	86.6	1st	2nd
Passing Defense	165.6	1st	3rd
Total Defense	252.2	1st	2nd
Scoring Defense	13.2	1st	3rd
Pass Efficiency Defense	92.3	1st	1st

2012

Category	Stat Avg.	Big Ten	NCAA
Rushing Defense	98.6	1st	8th
Passing Defense	175.8	3rd	9th
Total Defense	273.3	1st	4th
Scoring Defense	16.3	1st	10th
Pass Efficiency Defense	99.0	2nd	4th

2011

Category	Stat Avg.	Big Ten	NCAA
Rushing Defense	100.5	1st	9th
Passing Defense	176.9	3rd	11th
Total Defense	277.4	1st	6th
Scoring Defense	18.4	3rd	10th
Pass Efficiency Defense	113.3	2nd	18th

• Since the start of the 2012 season, Michigan State has held opponents to 50 rushing yards or less 12 times (five times in 2012, four in 2013, three in 2014), most of any school in the FBS.

Most games (since 2012) holding an opponent to less than 50 yards rushing

Rank	Team	Games
1.	<i>Michigan State</i>	12
2.	Stanford	10
3.	Alabama	9
4.	Louisville	8

• Since the beginning of 2011, Michigan State has held 30 opponents under 100 rushing yards (seven in 2011; eight in 2012; 10 in 2013; five in 2014), which ranks third most in the NCAA FBS.

Most games (since 2011) holding an opponent to less than 100 yards rushing

Rank	Team	Games
1.	Alabama	35
2.	Stanford	31
3.	<i>Michigan State</i>	30
4.	Louisville	27
	Florida State	27

2014 SPARTAN FOOTBALL GAME NOTES



• Since the beginning of the 2010 season, Michigan State's defense has held 17 opponents to less than 10 points, including six times in 2013 (South Florida, Purdue, Illinois, Michigan, Northwestern, Minnesota).

Most games (since 2010) holding an opponent to less than 10 points

Rank	Team	Games
1.	Alabama	27
2.	Florida State	20
3.	<i>Michigan State</i>	17

SPARTAN DEFENSE RANKED AMONG NATION'S BEST ONCE AGAIN IN 2014 –

• Michigan State, which has ranked No. 1 in the Big Ten the past three seasons in total defense and rushing defense, ranks fourth in the conference and 10th in the NCAA FBS in total defense (311.4 ypg.). MSU also ranks fourth in the Big Ten and 14th in the NCAA FBS in rushing defense (114.6 ypg.).

• The Spartans are putting pressure on the quarterback, as they rank first in the Big Ten and 10th in the FBS with 30 sacks (3.3 per game). Junior defensive end **Shilique Calhoun** lead the team with 6.5 sacks.

• Michigan State ranks fourth in the Big Ten and 13th in the FBS in third-down conversion defense (39 of 123, .317). Last season, MSU ranked second in the FBS in third-down conversion defense (57 of 204, .279).

• MSU ranks tied for third in the FBS in first downs allowed (132) and third in rushing first downs allowed (49).

SPARTAN DEFENSE FORCING TURNOVERS –

• The Spartans lead the Big Ten and are ranked second in the FBS in turnover margin (+1.56 per game). MSU is +14 in the turnover department and has forced a Big Ten-best 24 turnovers this season (14 fumbles, 10 interceptions), which is tied for 10th most in the FBS. Conversely, the Spartans have turned the ball over just 10 times (four fumbles, six interceptions), fewest in the Big Ten.

• MSU has scored 79 points off of turnovers, which ranks 12th most in the FBS.

• Michigan State ranked first in the Big Ten and tied for 10th in the FBS in turnover margin (+13, 0.93 per game) in 2013. The Spartans forced the most turnovers in the Big Ten (28) and also turned the ball over the least amount of times (15) in the conference.

• Michigan State has forced at least one turnover in 82 of 102 games over the last eight seasons (80 percent of the games played since 2007), including eight games in 2014.

THREE-AND-OUT –

• In nine games this season, the Spartans have forced their opponents to go three-and-out on 49 of 122 possessions (.401 percent; 5.4 per game), which ranks ninth in the nation. The Spartans are forcing an average of 5.4 three-and-outs per game, which ranks tied for 10th in the FBS. [Three-and-out: either holding opponent without a first down within its first three plays on a new series or forcing a turnover in the first three plays.]

SPARTAN THREE-AND-OUT CHART –

Opponent	Possessions	Three-and-Out	Percent	Punts	Turnovers
Jacksonville State	12	4	.333	4	0
Oregon	14	5	.357	5	0
Eastern Michigan	18	15	.833	9	6
Wyoming	12	5	.417	2	2
Nebraska	17	6	.352	4	2
Purdue	12	2	.167	2	0
Indiana	14	7	.500	6	1
Michigan	13	5	.385	3	1
Ohio State	10	0	.000	0	0
Totals	122	49	.401	35	12

SPARTAN STREAKS

Consecutive Games Started

Kurtis Drummond, FS	30
Shilique Calhoun, DE	23
Jeremy Langford, TB	23
Trae Wayne, CB	23
Connor Cook, QB	22
Jack Conklin, OT	19
Taiwan Jones, LB	19
Tony Lippett, WR	19
Marcus Rush, DE	18

SPARTANS IN THE POLLS

Week	ASSOCIATED PRESS COACHES CFB		
	AP	COACHES	CFB
Preseason	8	8	-
Sept. 2	7	6	-
Sept. 7	13	13	-
Sept. 14	11	11	-
Sept. 21	9	9	-
Sept. 28	10	10	-
Oct. 5	8	8	-
Oct. 12	8	6	-
Oct. 19	8	5	-
Oct. 26	8	5	8
Nov. 2	7	6	8
Nov. 9	12	12	12

KEY:

RV – Receiving Votes. NOTE: College Football Playoff rankings first released on Oct. 28.

POLL NOTES:

• Michigan State was ranked No. 8 in the Preseason Associated Press and Amway Coaches Polls. It marked MSU's highest preseason ranking in the AP Poll since 1967 (No. 3). It also marked the Spartans' 14th appearance in the Preseason AP Top 10: No. 10 in 1979, No. 3 in 1967, No. 2 in 1966, No. 4 in 1962, No. 6 in 1961, No. 8 in 1960, No. 4 in 1958, No. 3 in 1957, No. 2 in 1956, No. 4 in 1954, No. 2 in 1953, No. 1 in 1952 and No. 2 in 1951.

• Since 1950, Michigan State has appeared in the Preseason AP Poll 28 times.

• The No. 8 ranking was MSU's highest in the Preseason Coaches Poll since USA TODAY began administering the poll in 1991.

• MSU's No. 3 final ranking in 2013 was the highest for the program since 1966 (No. 2).

• Michigan State did not enter the AP Poll until Week 10 (week of Oct. 27) last season.

• The Spartans have appeared in the final Top 25 rankings four times in the last six years (2008: No. 24 both polls; 2010: No. 14 both polls; 2011: No. 10 USA TODAY/ No. 11 AP; and 2013: No. 3 both polls).



2014 SPARTAN FOOTBALL GAME NOTES

PRONUNCIATION GUIDE

Robert Aiello: EYE-el-O

Byron/Riley Bullough: BULL-uh

Shilique Calhoun: shuh-LEEK

Dylan Chmura: cha-MURR-ah

Arjen Colquhoun: AR-jen CUH-hoon

Michael Geiger: guy-GURR

Andrew Gleichert: GLY-kert

Mylan Hicks: MY-lin

John Jakubik: juh-COO-bick

Taiwan Jones: TWON

Kodi Kieler: CODY kee-LURR

Chris Laneaux: luh-KNOW

Zac Leimbach: LIME-bock

Tony Lippett: LIP-it

Malik McDowell: muh-LEEK

Taybor Pepper: TAY-burr

Trevon Pendleton: TREV-in

Jon Reschke: resh-KEY

AJ Troup: TROOP

TRAE WAYNES NAMED THORPE AWARD SEMIFINALIST –

Junior cornerback **Trae Waynes** has been named one of 15 semifinalists for the Jim Thorpe Award, presented annually since 1986 to the nation's top defensive back by the Oklahoma Sports Hall of Fame. Waynes is the only defensive back from the Big Ten and one of seven corners featured on the list of semifinalists.

A first-team Midseason All-American by SI.com, Waynes is tied for the team lead with two interceptions, ranks second with five pass break-ups, and has 32 tackles, including two for losses (9 yards) with a 4-yard sack. He also was named a Midseason All-American by CBSSports.com (second team) and Phil Steele (third team).

As a team, the Spartans rank 23rd in the FBS in pass defense (196.9 yards per game) and 26th in passing efficiency defense (112.5 rating).

The 6-foot-1, 182-pound native of Kenosha, Wisconsin, recorded five tackles and a pass break-up in MSU's 35-11 win over Michigan Oct. 25, the Spartans' biggest win (24 points) over the Wolverines since 1967. Waynes helped the secondary limit Michigan to 125 yards passing.

Waynes recorded a career-best two tackles for loss (9 yards), including a 4-yard sack, in MSU's 56-17 win at Indiana Oct. 18. He led the secondary with 20 production points at Purdue after collecting five tackles and recovering a fumble in the fourth quarter.

In the Big Ten opener against No. 19 Nebraska, Waynes tied his career high with two interceptions and also posted career bests in tackles (7) and pass break-ups (2). His second interception with 30 seconds remaining in the game sealed the 27-22 victory over the Huskers.

Waynes, who has started 23 consecutive games, has 87 tackles, five interceptions and 10 pass break-ups in 32 career contests. He earned honorable mention All-Big Ten honors as a sophomore in 2013, recording 50 tackles, three interceptions and five pass break-ups as the Spartans led the NCAA FBS in pass efficiency defense.

SHILIQUE CALHOUN CONTINUES TO WREAK HAVOC ON OPPOSING OFFENSES –

A year after being named the Big Ten Defensive Lineman of the Year, junior defensive end **Shilique Calhoun** continues to produce big plays for the Spartans. Calhoun leads the team in sacks (6.5 for 79 yards) and is tied for the team lead in tackles for loss (10.0 for 95 yards). He leads the Big Ten and ranks third in the FBS in both sack yardage (79 yards) and tackles for loss yardage (95). Calhoun also ranks among the Big Ten leaders in sacks (tied for fourth with 0.72 per game) and tackles for loss (tied for eighth with 1.16 per game). In addition, he blocked a field goal in the Wyoming game and recovered a fumble and returned it 38 yards against No. 19 Nebraska. He ranks third on the team with 123 production points.

A product of Middletown, New Jersey, Calhoun was recently named one of 20 semifinalists for the Bednarik Award, which is awarded to the Outstanding Defensive Player of the Year. He is also one of 12 semifinalists for the Lombardi Award (college lineman of the year) and one of 20 quarterfinalists for the Lott IMPACT Trophy. Calhoun earned Midseason All-America honors from CBSSports.com (second team) and Phil Steele (third team).

The 6-foot-5, 256-pound Calhoun, who has a tackle for loss in eight of MSU's nine games, has tallied at least a half sack in six consecutive games.

Calhoun led the Spartan defense with 19 production points against No. 14 Ohio State, recording five tackles, including 1.5 for losses (9 yards) and a half sack (4 yards). He also led the Spartan defensive linemen with 15 production points in the win over Michigan Oct. 25, including three solo tackles with a 5-yard sack.

Calhoun paced the Spartans with 17 production points at Indiana after collecting four tackles, including 2.5 for losses (20 yards) and one sack (11 yards).

In MSU's Big Ten opener, a 27-22 win over No. 19 Nebraska, Calhoun had four tackles, including a 7-yard sack, and scooped up an Ameer Abdullah fumble at the MSU 7-yard line and returned it 38 yards.

Calhoun ranks among MSU's all-time leaders in tackles for loss yardage (sixth with 172), sack yardage (seventh with 125), sacks (tied for ninth with 15), and fumble recoveries (tied for 10th with five). In 36 career games, including 23 consecutive starts, he has 73 tackles with 26.5 resulting in losses (36 percent). Last season, Calhoun was a second-team All-American after recording 37 tackles, including 14 for losses with 7.5 sacks. He tied a school record with three defensive touchdowns and had four fumble recoveries.

2014 SPARTAN FOOTBALL GAME NOTES



MIKE SADLER NAMED TO 2014 NATIONAL FOOTBALL FOUNDATION SCHOLAR-ATHLETE CLASS – Fifth-year senior punter **Mike Sadler**, the first three-time Academic All-American in program history, has been named to the 2014 National Football Foundation National Scholar-Athlete Class. Based upon his selection, Sadler also becomes one of 17 finalists for the William V. Campbell Trophy, which recognizes an individual as the best scholar-athlete in the nation. Each Campbell Trophy finalist will be presented an \$18,000 post-graduate scholarship at the 57th annual NFF Awards Dinner, scheduled for Dec. 9 at the Waldorf Astoria in New York City. The winner of the Campbell Trophy, which is celebrating its 25th anniversary in 2014, also will be announced at the awards dinner.

The NFF's National Scholar-Athlete program, launched in 1959, is the first initiative in history to award scholar-athletes postgraduate scholarships for their combined athletic, academic and leadership abilities. Nominated by their respective schools, which are limited to one nominee each, candidates must be a senior or graduate student in their final year of eligibility, have a grade-point average of at least 3.2 on a 4.0 scale, have outstanding football ability as a first-team player and have demonstrated strong leadership and citizenship. The class is selected each year by the NFF Awards Committee, which is comprised of a nationally recognized group of media, College Football Hall of Famers and athletics administrators.

Sadler becomes the seventh NFF National Scholar-Athlete in Michigan State history and the third under head coach Mark Dantonio (Kirk Cousins, 2011; Max Bullough, 2013). Michigan State and Duke are the only two schools in the country to have a player represented in the NFF Scholar-Athlete Class three of the last four years.

Sadler, who earned second-team Academic All-America honors in 2011 and 2012, was a first-team selection in 2013, becoming the first player in program history to garner Academic All-America accolades three times and just the third in school history (Chris Hill, men's basketball, 2003, '04, '05; Michelle Carson, women's cross country/track, 2003, '04, '05). Sadler was recently named to the Academic All-District 5 First Team for the fourth straight year and is on the Academic All-America ballot.

A native of Grand Rapids, Michigan, Sadler graduated with a bachelor's degree in applied engineering sciences in May 2013 with a 3.97 grade-point average. He's currently pursuing a master's degree in public policy and has a 3.59 graduate GPA. Sadler is also a three-time Academic All-Big Ten selection (2011-13) and a two-time Big Ten Distinguished Scholar (2012-13). He was presented the scholar-athlete award at the 2013 and 2014 Spartan Academic Excellence Gala for having the highest GPA on the team for players who have reached at least junior academic status.

Sadler also has earned All-America status on the field, as he was named a first-team All-American last season by CBSSports.com and ESPN.com. He ranked fourth in the Big Ten in punting with his 42.5-yard average and ranked seventh in MSU single-season history with 3,233 punting yards. Sadler led the NCAA Football Bowl Subdivision with 24 punts downed inside the 10 and ranked tied for second with 33 inside the 20. He also had 16 punts of 50-plus yards.

A two-time first-team All-Big Ten selection by the coaches, Sadler currently ranks third in MSU history in punting yards (10,700) and punts (254) and sixth in punting average (42.1 yards).

MICHIGAN STATE NATIONAL FOOTBALL FOUNDATION SCHOLAR-ATHLETES

- 1965: Steve Juday
- 1968: Allen Brenner
- 1986: Dean Altobelli
- 1993: Steve Wasylk
- 2011: Kirk Cousins
- 2013: Max Bullough
- 2014: Mike Sadler

DEFENSIVE LEADERBOARD

Rk.	Player	Production Points
1.	LB Ed Davis	151
2.	LB Taiwan Jones	142
3.	DE Shilique Calhoun	123
4.	FS Kurtis Drummond	112
5.	DE Marcus Rush	87
6.	LB Darien Harris	86
7.	SS RJ Williamson	79
8.	CB Trae Waynes	66
9.	DT Joel Heath	54
10.	NT Lawrence Thomas	46
11.	LB Riley Bullough	34

TRACKING TURNOVERS

Takeaways (24)	Qtr.	MSU Result
INT-Jacksonville State (Drummond)	1	Missed FG
INT-Jacksonville State (D. Hicks)	1	TD
INT-Jacksonville State (Tompkins)	4	End of Game
FUM-Eastern Michigan (Drummond)	1	TD
FUM-Eastern Michigan (Nicholson)	2	TD
INT-Eastern Michigan (Williamson)	2	TD
FUM-Eastern Michigan (Cox)	3	FG
FUM-Eastern Michigan (Edmondson)	4	TD
FUM-Eastern Michigan (Harrington)	4	End of Game
FUM-Wyoming (Harris)	1	TD
INT-Wyoming (Drummond)	2	TD
FUM-Wyoming (T. Jones)	3	Lost on Downs
INT-Nebraska (Waynes)	1	Punt
FUM-Nebraska (Calhoun)	2	FG
FUM-Nebraska (R. Bullough)	3	FG
INT-Nebraska (Waynes)	4	End of Game
FUM-Purdue (Waynes)	4	INT
INT-Purdue (Harris)	4	*TD
FUM-Indiana (Cooper)	4	End of Game
FUM-Michigan (Thomas)	1	Missed FG
INT-Michigan (Williamson)	3	*TD
INT-Michigan (T. Jones)	4	Punt
FUM-Ohio State (Frey)	1	TD
FUM-Ohio State (Nicholson)	2	Missed FG
TOTAL: 24 takeaways for 79 points (13-for-24 scoring)		

Turnovers (10)	Qtr.	Opp. Result
INT-Oregon (Cook)	1	TD
INT-Oregon (Cook)	4	TD
INT-Eastern Michigan (O'Connor)	4	TD
INT-Nebraska (Cook)	1	Punt
FUM-Nebraska (Langford)	2	Punt
FUM-Nebraska (Kings)	2	Fumble
INT-Purdue (Cook)	4	TD
INT-Indiana (Cook)	2	TD
FUM-Michigan (Price)	2	FG
FUM-Michigan (Langford)	4	TD
TOTAL: 10 turnovers for 47 points (7-for-10 scoring)		

MSU: +14 Turnovers, +32 Points off Turnovers



2014 SPARTAN FOOTBALL GAME NOTES

ALL-TIME WINNINGEST COACHES - MICHIGAN STATE HISTORY

OVERALL

Rk.	Coach (Years).....	Wins
1.	Duffy Daugherty (1954-72).....	109
2.	Mark Dantonio (2007-).....	71
	Charles Bachman (1933-46).....	70
4.	George Perles (1983-94).....	68
5.	Chester Brewer (1903-10, '17, '19).....	58

Rk.	Coach (Years).....	Win Pct.
1.	John Macklin (1911-15).....	.853
2.	Clarence "Biggie" Munn (1947-53).....	.846
3.	Jim Crowley (1929-32).....	.712
4.	Chester Brewer (1903-10, '17, '19).....	.699
5.	Mark Dantonio (2007-).....	.696

BIG TEN

Rk.	Coach (Years).....	Wins
1.	Duffy Daugherty (1954-72).....	72
2.	George Perles (1983-94).....	53
3.	Mark Dantonio (2007-).....	42

Rk.	Coach (Years) [Min. 10 games].....	Win Pct.
1.	Mark Dantonio (2007-).....	.689
2.	Denny Stolz (1973-75).....	.604
3.	Nick Saban (1995-99).....	.602

BOWL APPEARANCES

Rk.	Coach (Years).....	Bowls
1.	Mark Dantonio (2007-).....	7
	George Perles (1983-94).....	7
3.	Duffy Daugherty (1954-72).....	3
	Nick Saban (1995-99).....	3

INSIDE THE NUMBERS -

- Michigan State has won 14 of its last 15 games against Big Ten opponents, including 13 wins in double-figures (only win not in double-figures: 27-22 victory over No. 19 Nebraska on Oct. 4, 2014).

- Under Dantonio, Michigan State has compiled a 56-8 record (.875) when leading after three quarters, including a perfect 7-0 in 2014.

- Michigan State is 21-9 (.700) in Big Ten road games under MSU head coach Mark Dantonio, including an eight-game winning streak and a 14-3 record (.824) since 2010. Dantonio has won at least one road game at every Big Ten stadium. Michigan State's eight-game road Big Ten winning streak, dating back to 2012, is tied for the longest in school history. MSU also won eight straight Big Ten road games in 1965-67, and again in 1988-90.

- A trademark of Mark Dantonio's Michigan State teams has been their ability to produce wins late in the regular season. Under Dantonio, Michigan State has compiled an 18-6 record (.750) in November. His teams have won 12 of the last 15 games in November (3-0 in 2010; 4-0 in 2011; 1-2 in 2012; 4-0 in 2013; 0-1 in 2014). In the four seasons (2003-06) prior to Dantonio's arrival, MSU went just 2-11 (.154) in November.

- The Spartans have won seven consecutive road games in November and eight of nine November road games under Dantonio (only November road loss: Nov. 22, 2008 at No. 7 Penn State).

- Under Dantonio, Michigan State is 57-11 (.838) when outrushing its opponent, including a 41-4 record (.911) since 2010. The Spartans are 26-3 (.897) in games when gaining 200 or more rushing yards under Dantonio.

- Under Dantonio, Michigan State has produced a 43-12 record (.782) in home games, including a 15-game winning streak (7-0 in 2010, 7-0 in 2011, won first game in 2012) and a 12-game winning streak (7-0 in 2013, won first five games in 2014).

- Michigan State won its eight Big Ten regular-season games in 2013 by an average margin of victory of 18.8 points per game. MSU won every Big Ten game by double digits (closest game: 14-3 victory vs. Minnesota). The Spartans were the first Big Ten team to win all eight of their conference games by double-digit points since the league went to an eight-game schedule in 1971. In addition, MSU became the first undefeated Big Ten team to win all of its league games by double-figure points since Michigan in 1943 (6-0 record).

- Michigan State finished its 2013 Big Ten schedule with a perfect 8-0 record for the first time in school history. MSU became the 14th Big Ten team to post an 8-0 mark in league play (Ohio State 2013, Ohio State 2006, Ohio State 2002, Iowa 2002, Michigan 1997, Northwestern 1995, Penn State 1994, Michigan 1989, Illinois 1983 [9 games], Michigan 1980, Ohio State 1979, Ohio State 1975, Michigan 1971).

- Since the beginning of the 2010 season, Michigan State is 16-7 (.696) in games decided by 10 points or less. The losses have come against Wisconsin in the 2011 Big Ten Championship Game (42-39), Ohio State (17-16), Iowa (19-16 in 2OT), Michigan (12-10), Nebraska (28-24) and Northwestern (23-20) in 2012, and Notre Dame (17-13) in 2013.

2014 SPARTAN FOOTBALL GAME NOTES



BIG TEN/NCAA STAT LEADERS –

Here's a glance at how Michigan State ranks among the Big Ten and NCAA stat leaders in 2014:

Category	Stat Avg.	Big Ten	NCAA
Rushing Offense	246.3	5th	18th
Passing Offense	271.2	1st	34th
Total Offense	517.6	1st	9th
Scoring Offense	44.6	2nd	6th
Rushing Defense	114.6	4th	14th
Passing Defense	196.9	4th	23rd
Total Defense	311.4	4th	10th
Scoring Defense	23.4	t-8th	t-41st
Passing Efficiency	156.5	2nd	14th
Pass Efficiency Defense	112.5	7th	26th
Turnover Margin	+1.56	1st	2nd
Net Punting	34.7	10th	108th
Punt Returns	5.6	12th	102nd
Kickoff Returns	21.1	6th	54th

NCAA STAT LEADERS –

Here's a glance at how Michigan State ranks among the NCAA individual stat leaders in 2014:

Individual Statistics (Top 50)

Rushing Yards: Jeremy Langford (21st with 978 rushing yards)
Rushing Yards Per Game: Jeremy Langford (20th at 108.7 yards per game)
Rushing Touchdowns: Jeremy Langford (10th with 13 rushing TDs)
Passing Yards: Connor Cook (34th with 2,226 passing yards)
Passing Yards Per Game: Connor Cook (32nd at 247.3 yards per game)
Touchdown Passes: Connor Cook (24th with 19 TD passes)
Passing Efficiency: Connor Cook (8th with 158.3 rating)
Points Responsible For: Connor Cook (32nd with 126 points)
Receiving Yards: Tony Lippett (11th with 953 receiving yards)
Receiving Yards Per Game: Tony Lippett (12th at 105.9 yards per game)
Touchdown Receptions: Tony Lippett (8th with 9 TD receptions)
Total Offense: Connor Cook (43rd at 253.9 total yards per game)
Scoring: Jeremy Langford (27th at 8.7 points per game); Michael Geiger (36th at 8.4 ppg.)
Sacks: Shilique Calhoun (25th with 0.72 sacks per game); Ed Davis (34th with 0.67 spg.)

SPARTAN SINGLE-GAME BESTS UNDER DANTONIO –

Here's a look at the top single-game totals produced by Michigan State during head coach Mark Dantonio's tenure (2007-14; 102 games):

Rushing Yards: 368 vs. Indiana, 2007
Passing Yards: 396 vs. Wisconsin, 2009
Total Yards: 662 vs. Indiana, 2014
First Downs: 30 vs. Indiana, 2014; vs. Youngstown State, 2013; vs. Western Michigan, 2009
Fewest Rushing Yards Allowed: -48 yards by Michigan, 2013
Fewest Passing Yards Allowed: 11 by Indiana, 2014
Fewest Total Yards Allowed: 48 by Florida Atlantic, 2011
Fewest First Downs Allowed: 1 by Florida Atlantic, 2011
Sacks By: 9 vs. Ohio State, 2011
Turnovers Forced: 6 vs. Eastern Michigan, 2014
Points (Game): 73 vs. Eastern Michigan, 2014
Points (Half): 49 (1st) vs. Eastern Michigan, 2014 (school record)
Points (Quarter): 28 (1st) vs. Eastern Michigan, 2014
Victory Margin: 59 vs. Eastern Michigan, 2014
Fewest Points Allowed (Game): 0 by Purdue, 2013; by Florida Atlantic, 2011; by Florida Atlantic, 2008

FUTURE SCHEDULES

2015

Sept. 4	at Western Michigan
Sept. 12	OREGON
Sept. 19	AIR FORCE
Sept. 26	CENTRAL MICHIGAN
Oct. 3	PURDUE
Oct. 10	at Rutgers
Oct. 17	at Michigan
Oct. 24	INDIANA
Nov. 7	at Nebraska
Nov. 14	MARYLAND
Nov. 21	at Ohio State
Nov. 28	PENN STATE

2016 (BIG TEN ONLY)

Oct. 1	at Indiana
Oct. 8	WISCONSIN
Oct. 15	NORTHWESTERN
Oct. 22	at Maryland
Oct. 29	MICHIGAN
Nov. 5	at Illinois
Nov. 12	RUTGERS
Nov. 19	OHIO STATE
Nov. 26	at Penn State

2017 (BIG TEN ONLY)

Sept. 30	IOWA
Oct. 7	at Michigan
Oct. 14	at Minnesota
Oct. 21	INDIANA
Oct. 28	at Northwestern
Nov. 4	PENN STATE
Nov. 11	at Ohio State
Nov. 18	MARYLAND
Nov. 25	at Rutgers

2018 (BIG TEN ONLY)

Sept. 22	at Indiana
Oct. 6	NORTHWESTERN
Oct. 13	at Penn State
Oct. 20	MICHIGAN
Oct. 27	PURDUE
Nov. 3	at Maryland
Nov. 10	OHIO STATE
Nov. 17	at Nebraska
Nov. 24	RUTGERS

2019 (BIG TEN ONLY)

Sept. 21	at Northwestern
Sept. 28	INDIANA
Oct. 5	at Ohio State
Oct. 12	at Wisconsin
Oct. 26	PENN STATE
Nov. 9	ILLINOIS
Nov. 16	at Michigan
Nov. 23	at Rutgers
Nov. 30	MARYLAND



2014 SPARTAN FOOTBALL GAME NOTES

COACHING STAFF - GAMEDAY LOCATIONS

On the field...

Head coach Mark Dantonio
 Defensive line coach Ron Burton
 Quarterbacks coach Brad Salem
 Wide receivers coach Terrence Samuel
 Offensive line coach Mark Staten
 Linebackers/special teams coach Mike Tressel

In the booth...

Secondary coach Harlon Barnett
 Co-offensive coordinator/tight ends coach Jim Bollman
 Asst. head coach/defensive coordinator Pat Narduzzi
 Co-offensive coordinator/running backs coach Dave Warner

2014 SPARTANS OF THE WEEK –

Opponent	Offense	Defense	Special Teams
Jacksonville State	Connor Cook	Ed Davis	Kevin Cronin
@ Oregon	--	--	--
Eastern Michigan	Delton Williams	Trae Waynes	Macgarrett Kings Jr.
Wyoming	Jeremy Langford	Shilique Calhoun	Kevin Cronin/ Shilique Calhoun
Nebraska	Tony Lippett	Taiwan Jones/Trae Waynes	Kevin Cronin
@ Purdue	Jack Conklin	Shilique Calhoun	Montae Nicholson
@ Indiana	Macgarrett Kings Jr.	Shilique Calhoun	Jon Reschke
Michigan	Offensive Line	Taiwan Jones	Kevin Cronin
Ohio State	--	--	--
@ Maryland			
Rutgers			
@ Penn State			

2014 SPARTAN SCOUT TEAM PLAYERS OF THE WEEK –

Opponent	Offense	Defense	Special Teams
Jacksonville State	Matt Sokol	David Beedle	Zac Leimbach
@ Oregon	--	--	--
Eastern Michigan	Matt Sokol	Byron Bullough	Collin Lucas
Wyoming	Nick Padla	Enoch Smith Jr.	Byron Bullough
Nebraska	Tommy Vento	Robert Bowers	Tres Barksdale
@ Purdue	Miguel Machado	Matt Morrissey	Zac Leimbach
@ Indiana	John Jakubik	Jalen Watts-Jackson	John Jakubik
Michigan	Gerald Owens	Vayante Copeland	Jake Hartbarger/Jalen Watts-Jackson
Ohio State	--	--	--
@ Maryland			
Rutgers			
@ Penn State			

2014 OPPONENTS UPDATE –

Date vs.	MSU	Opponent	Last Game Result	Next Game
Aug. 29		Jacksonville State (8-1)	@ Eastern Kentucky (W 20-6)	vs. Eastern Illinois
Sept. 6		@ Oregon (9-1)	@ Utah (W 51-27)	vs. Colorado
Sept. 20		Eastern Michigan (2-7)	vs. Central Michigan (L 7-38)	@ Western Michigan
Sept. 27		Wyoming (4-6)	vs. Utah State (L 3-20)	vs. Boise State (Nov. 22)
Oct. 4		Nebraska (8-1)	vs. Purdue (W 35-14)	@ Wisconsin
Oct. 11		@ Purdue (3-7)	vs. Wisconsin (L 16-34)	vs. Northwestern (Nov. 22)
Oct. 18		@ Indiana (3-6)	vs. Penn State (L 7-13)	@ Rutgers
Oct. 25		Michigan (5-5)	@ Northwestern (W 10-9)	vs. Maryland (Nov. 22)
Nov. 8		Ohio State (8-1)	@ Michigan State (W 49-37)	@ Minnesota
Nov. 15		@ Maryland (6-3)	@ Penn State (W 20-19)	vs. Michigan State
Nov. 22		Rutgers (5-4)	vs. Wisconsin (L 0-37)	vs. Indiana
Nov. 29		@ Penn State (5-4)	@ Indiana (W 13-7)	vs. Temple

Michigan State's 2014 opponents have a combined record of 64-39 (.621). [Note: Record doesn't include games played against MSU.] Three of MSU's 2014 opponents are ranked in the latest Associated Press Top 25: No. 3 Oregon, No. 8 Ohio State and No. 11 Nebraska.

2014 SPARTAN FOOTBALL GAME NOTES



SPARTAN TRENDS UNDER DANTONIO –

Here's how Michigan State has fared during head coach Mark Dantonio's tenure (2007-14: 102 games):

	2014	Overall
Games played in Spartan Stadium:	5-1	43-12
Games played on the road/neutral site:	2-1	28-19
When leading at halftime:	7-1	52-7
When trailing at halftime:	0-1	15-21
When tied at halftime:	0-0	4-3
When scoring first:	7-1	51-9
When opponent scores first:	0-1	20-22
When leading after first quarter:	7-1	40-6
When trailing after first quarter:	0-1	17-19
When tied after first quarter:	0-0	14-6
When leading after three quarters:	7-0	56-8
When trailing after three quarters:	0-2	12-20
When tied after three quarters:	0-0	3-3
Overtime games:	0-0	4-3
When gaining more first downs than opponent:	6-2	51-13
When gaining fewer first downs than opponent:	1-0	17-16
When gaining same number of first downs as opponent:	0-0	3-2
When gaining 200+ yards rushing:	6-0	26-3
When opponent gains 200+ yards rushing:	0-1	4-9
When outrushing opponent:	7-0	57-11
When being outrushed by opponent:	0-2	14-20
When gaining 200+ yards passing:	5-2	45-20
When opponent gains 200+ yards passing:	3-2	31-18
When gaining more total yards than opponent:	7-0	61-12
When gaining fewer total yards than opponent:	0-2	10-19
When leading in time of possession:	7-2	54-10
When trailing in time of possession:	0-0	17-20
When splitting in time of possession:	0-0	0-1

ACTIVE CAREER LEADERS

RUSHING YARDS

1. Jeremy Langford (479 att.)	2,423
2. Nick Hill (200 att.)	986

RUSHING TOUCHDOWNS

1. Jeremy Langford	31
2. Nick Hill	8
3. Delton Williams	6
4. Connor Cook	3
R.J. Shelton	3

PASSING YARDS (C-A-I-TD)

1. Connor Cook (377-640-12-42)	5,075
--------------------------------	-------

RECEPTIONS

1. Tony Lippett	131
2. Keith Mumphery	75
3. Aaron Burbridge	70
4. Macgarrett Kings Jr.	68
5. Josiah Price	38
6. Jeremy Langford	35

RECEIVING YARDS

1. Tony Lippett	2,002
2. Keith Mumphery	1,076
3. Aaron Burbridge	791
4. Macgarrett Kings Jr.	767
5. Josiah Price	540

TD RECEPTIONS

1. Tony Lippett	13
2. Josiah Price	9
3. Keith Mumphery	6
4. Macgarrett Kings Jr.	4
5. Aaron Burbridge	3

SCORING LEADERS

1. Jeremy Langford	198
2. Michael Geiger	157
3. Tony Lippett	84

ALL-PURPOSE YARDS

1. Nick Hill	2,910
2. Jeremy Langford	2,632
3. Tony Lippett	2,034
4. Keith Mumphery	1,184
5. Macgarrett Kings Jr.	1,158
6. R.J. Shelton	1,074

TACKLES

1. Kurtis Drummond	211
2. Taiwan Jones	166
3. Marcus Rush	157
4. RJ Williamson	116

TACKLES FOR LOSS

1. Marcus Rush	33.5
2. Shilique Calhoun	26.5
3. Taiwan Jones	22.5

SACKS

1. Shilique Calhoun	15.0
2. Marcus Rush	14.5
3. Ed Davis	10.0

INTERCEPTIONS

1. Kurtis Drummond	10
2. Trae Waynes	5
RJ Williamson	5



2014 SPARTAN FOOTBALL GAME NOTES

TRACKING EXPLOSIVE PLAYS (20-PLUS YARDS)

Player	No.	TD	R	P	KR	PR	IR	FR
Tony Lippett	16	7	1	15	0	0	0	0
R.J. Shelton	14	0	1	2	11	0	0	0
Jeremy Langford	11	5	11	0	0	0	0	0
Keith Mumphery	6	1	2	4	0	0	0	0
Nick Hill	4	1	4	0	0	0	0	0
Josiah Price	4	0	0	4	0	0	0	0
Delton Williams	4	2	4	0	0	0	0	0
Aaron Burbridge	3	0	0	3	0	0	0	0
Macgarrett Kings Jr.	3	0	1	1	0	1	0	0
Shilique Calhoun	1	0	0	0	0	0	0	1
Darian Hicks	1	0	0	0	0	0	0	*1
Jamal Lyles	1	0	0	1	0	0	0	0
Andre Sims Jr.	1	0	0	1	0	0	0	0
AJ Troup	1	1	0	1	0	0	0	0
RJ Williamson	1	1	0	0	0	0	1	0
Totals	71	18	24	32	11	1	1	2

* Blocked FG Return

TOTAL: 71 (18 TDs)

Rushing: 24 (10 TDs)

Passing: 32 (7 TDs)

Kickoff Returns: 11

Punt Returns: 1

Interception Returns: 1 (1 TD)

Fumble Returns: 1

Blocked Kick Returns: 1

DEFENSIVE TOUCHDOWNS SCORED DURING MARK DANTONIO ERA –

Michigan State has scored 21 defensive touchdowns since Mark Dantonio took over as head coach prior to the 2007 season, including five each in 2007, 2011 and 2013.

2007 (5)

Travis Key 31-yard interception return vs. Pittsburgh, second quarter
Ervin Baldwin 12-yard fumble return vs. Indiana, third quarter
Otis Wiley 54-yard interception return vs. Ohio State, third quarter
Sir Darean Adams 25-yard fumble return vs. Ohio State, third quarter
Travis Key 20-yard fumble recovery vs. Purdue, fourth quarter

2008 (2)

Otis Wiley 31-yard interception return vs. California, second quarter
Johnny Adams 40-yard interception return vs. Purdue, second quarter

2009 (2)

Danny Fortener 45-yard interception return vs. Illinois, third quarter
Chris L. Rucker 11-yard fumble return vs. Purdue, first quarter

2010 – None

2011 (5)

Jeremy Langford 37-yard fumble return vs. Florida Atlantic, fourth quarter
Isaiah Lewis 37-yard interception return vs. Central Michigan, second quarter
Isaiah Lewis 39-yard interception return vs. Michigan, fourth quarter
Johnny Adams 86-yard interception return vs. Indiana, third quarter
Darqueze Dennard 38-yard interception return vs. Georgia, third quarter, 2012 Outback Bowl

2012 – None

2013 (5)

Kurtis Drummond 21-yard interception return vs. Western Michigan, first quarter
Shilique Calhoun 16-yard fumble return vs. Western Michigan, fourth quarter
Shilique Calhoun 4-yard fumble return vs. South Florida, second quarter
Shilique Calhoun 56-yard interception return vs. South Florida, third quarter
Denicos Allen 45-yard fumble return vs. Purdue, second quarter

2014 (2)

Darien Harris 15-yard interception return vs. Purdue, fourth quarter
RJ Williamson 29-yard interception return vs. Michigan, third quarter



SPARTANS TOUGH IN NON-CONFERENCE GAMES –

• Michigan State has compiled a 51-19 record (.729) in games played against non-conference opponents since 1999. Mark Dantonio is 28-11 (.718) against non-conference opponents, including a 22-2 record (.917) in Spartan Stadium. Overall, the Spartans have won 34 of their last 46 non-league games (.739).

SPARTANS ANNOUNCE 2014 TEAM CAPTAINS –

• Junior defensive end **Shilique Calhoun**, fifth-year senior safety **Kurtis Drummond** and fifth-year senior offensive lineman **Travis Jackson** were elected by their teammates to serve as Michigan State's captains for the 2014 season, head coach Mark Dantonio announced on the last day of preseason camp Aug. 21.

STAFF CONTINUITY SPARKS DANTONIO'S SUCCESS AT MSU –

• MSU head coach **Mark Dantonio** has repeatedly stressed the importance of continuity on his coaching staff as one of the main reasons for Michigan State's success during his tenure. Five of MSU's nine assistant coaches have been at MSU since Dantonio's arrival in 2007 (assistant head coach/defensive coordinator **Pat Narduzzi**, co-offensive coordinator/running backs coach **Dave Warner**, secondary coach **Harlon Barnett**, offensive line coach **Mark Staten**, and linebackers coach **Mike Tressel**). Those five also coached under Dantonio at Cincinnati. Dantonio, Narduzzi, Barnett, Staten and Tressel have been on the same staff since 2004.

• In addition, quarterbacks coach/recruiting coordinator **Brad Salem** is in his fifth year on the staff, wide receivers coach **Terrence Samuel** is in his fourth year, and defensive line coach **Ron Burton** is in his second year. Co-offensive coordinator/tight ends coach **Jim Bollman**, who is also in his second season, has coached with Dantonio on three previous occasions: Youngstown State (1986-90), Michigan State (1995-97) and Ohio State (2001-03).

FLOZELL ADAMS, CARL "BUCK" NYSTROM INDUCTED INTO MSU ATHLETICS HALL OF FAME –

• Former Michigan State All-America offensive lineman **Flozell Adams** and former lineman and assistant coach **Carl "Buck" Nystrom** are members of the 2014 MSU Athletics Hall of Fame Class. Both were officially inducted in a ceremony Thursday, Sept. 18.

• A four-year letterman and three-year starter from 1994-97, Adams closed out his Michigan State career with three-straight postseason bowl appearances (1995 Independence Bowl, 1996 Sun Bowl and 1997 Aloha Bowl). In 35 career starts, the 6-foot-7, 330-pound Adams helped Spartan running backs record 21 100-yard rushing games. Former MSU head coach Nick Saban best described him as a "road-grader."

• As a senior in 1997, Adams was named Walter Camp First-Team All-American and Big Ten Offensive Lineman of the Year. He also earned All-America honors from The Associated Press (second team), Football News (second team) and The Sporting News (third team). A first-team All-Big Ten pick by both the coaches and media as a senior, Adams started all 12 games at left tackle and helped the Spartans rank No. 24 nationally in rushing offense, averaging 199.5 yards per game.

• The Bellwood, Illinois, native was selected by the Dallas Cowboys in the second round (No. 38 overall) of the 1998 National Football League Draft and became a five-time Pro Bowl selection (2003, 2004, 2006, 2007 and 2008). Adams spent 13 years in the NFL, including 12 seasons in Dallas (1998-2009) and one year with the Pittsburgh Steelers (2010). He started 194 of 198 career games. Adams was named First-Team All-Pro by The Associated Press in 2007. His five Pro Bowl appearances are the second most by a Cowboy offensive tackle in team history. In 2009, Adams was ranked among the Cowboys' Top 50 all-time players (No. 43). He played for the AFC Champion Pittsburgh Steelers in 2010 and started in Super Bowl XLV against Green Bay.

• A three-year letterman and two-year starter as a lineman, Nystrom helped Michigan State to a combined record of 21-8 (.724), including a share of the 1953 Big Ten title, 1955 National Championship and two Rose Bowl victories (1954 and '56).

• Nystrom earned first-team All-America honors from both Radio-TV Guide and Frank Leahy as a senior in 1955. He captained the '55 team that went 9-1, including a 17-14 triumph over fourth-ranked UCLA in the 1956 Rose Bowl, and won the National Championship, according to Boand. Nystrom was named the team's Most Valuable Player and head coach Duffy Daugherty called him the greatest guard he had ever coached. Nystrom also became the first MSU football player to earn All-America recognition as both a player and scholar, garnering first-team Academic All-America honors as a senior.

• Nystrom played in the Senior Bowl and was selected by the Washington Redskins in the 30th round of the 1956 National Football League Draft.

SPARTAN FOOTBALL ALL-ACCESS

"Spartan Football All-Access" provides fans with a behind-the-scenes, inside look at the Michigan State football program. From the opening of preseason camp and each week throughout the regular season, the show will take viewers into team and position meeting rooms, video sessions, out to the practice field, into the classroom as well as into the post-game locker room.



"Spartan Football All-Access" debuts Sunday nights at 10:30 p.m. on FOX Sports Detroit and replays on Mondays at 6 p.m., Thursdays at 12 p.m. and Fridays at 2:30 p.m. In addition, the weekly program is available on BTN2Go.

THE MARK DANTONIO SHOW

The Spartan Radio Network will produce and distribute Mark Dantonio's weekly radio show call-in show Thursdays from 7-8 p.m. The Spartan Radio Network, featuring 32 affiliates throughout the state, will broadcast the show live from Reno's East, located at 1310 Abbot Road in East Lansing. Spartan play-by-play announcer George Blaha serves as host for this live show that features insight from Coach Dantonio, special guests and phone calls. The Mark Dantonio Show can be heard locally on flagship station WJIM Radio (AM 1240) and WMMQ (FM 94.9).





2014 SPARTAN FOOTBALL GAME NOTES

HONORARY CAPTAINS

Game.....	Honorary Captain
Jacksonville State.....	Mark Hollis
Oregon.....	Tom Izzo
Eastern Michigan.....	-
Wyoming.....	Drew Stanton
Nebraska.....	Blake Treadwell
Purdue.....	-
Indiana.....	-
Michigan.....	Kyler Elsworth
Ohio State.....	Max Bullough

FOURTH GAME CAPTAIN

Game.....	Captain
Jacksonville State.....	Darien Harris
Oregon.....	Jack Allen
Eastern Michigan.....	RJ Williamson
Wyoming.....	Taiwan Jones
Nebraska.....	Tony Lippett
Purdue.....	Connor Kruse
Indiana.....	Keith Mumphery
Michigan.....	Jeremy Langford
Ohio State.....	Marcus Rush

• Nystrom spent 38 years as a college coach, including a total of six seasons at Michigan State. He coached two years (1958 and '71) under Daugherty and four more seasons under George Perles (1983-86). His college coaching credits also include stops at Colorado, North Dakota State, Oklahoma and Northern Michigan. As a player or coach, Nystrom played a role on five teams that won National Championships at the NCAA Division I or II levels. He has been involved in coaching for 58 years, including high school, college and summer camps.

MICHIGAN STATE REPORTS NEAR-RECORD SEASON-TICKET SALES –

Michigan State Athletics Department officials reported 61,931 football season tickets have been sold for the 2014 season – the second-highest total in school history. Season-ticket sales in 2014 account for 83 percent of the Spartan Stadium capacity (75,005). It marks just the seventh time in school history that season-ticket sales have exceeded 60,000.

Overall, football season-ticket sales are up 4,211 (7 percent) from last season (57,720). Student-season admissions reached fully capacity at 14,000 – the highest single-season total sold since 1988 (16,000). It also marks the eighth-straight season that more than 13,500 football student-season admissions have been sold.

Michigan State has ranked among the NCAA's Top 25 in attendance each of the last 58 seasons, including No. 20 in 2013, averaging 72,328 fans per game. The Spartans ranked No. 19 in the NCAA in total attendance at 506,294 fans for seven home games.

All-Time Football Season-Ticket Sales

1. 2012 (63,831)
2. **2014 (61,931)**
3. 2000 (61,479)
4. 2006 (61,227)
5. 2001 (61,198)
6. 2005 (60,692)
7. 1999 (60,109)

SPARTANS IN THE NFL –

Michigan State has 15 former players listed on active rosters for National Football League teams in 2014. Here's a complete list of Spartans currently playing in the NFL (active players as of Thursday, Nov. 13):

- Arizona Cardinals: QB Drew Stanton
- Cincinnati Bengals: CB Darqueze Dennard, DT Domata Peko
- Cleveland Browns: QB Brian Hoyer
- Detroit Lions: TE Kellen Davis
- Houston Texans: LB Max Bullough, WR Keshawn Martin
- Kansas City Chiefs: DT Kevin Vickerson
- Miami Dolphins: P Brandon Fields, TE Dion Sims
- New Orleans Saints: Edwin Baker
- Pittsburgh Steelers: RB Le'Veon Bell
- Tampa Bay Buccaneers: DE William Gholston
- Washington Redskins: QB Kirk Cousins, S Trenton Robinson

Practice squad:

- Cincinnati Bengals: OT Dan France
- Denver Broncos: WR Bennie Fowler
- Kansas City Chiefs: DT Jerel Worthy
- Tampa Bay Buccaneers: LB Denicos Allen

Injured reserve:

- San Francisco 49ers: OT Fou Fonoti

Physically Unable to Perform:

- San Francisco 49ers: TE Garrett Celek



THREE FORMER SPARTAN QUARTERBACKS LEAD TEAMS TO NFL VICTORIES ON SAME DAY –

On Sunday, Sept. 14, three former Michigan State quarterbacks - Kirk Cousins (Redskins), Brian Hoyer (Browns) and Drew Stanton (Cardinals) - helped lead their team to victories in the NFL. Although he didn't start, Cousins replaced injured Washington starter Robert Griffin III in the first quarter and completed 22-of-33 passes for 250 yards and two touchdowns as the Redskins throttled Jacksonville, 41-10. Hoyer led a fourth-quarter comeback as the Browns edged the Saints, 26-24. Hoyer, who completed 24-of-40 throws for 204 yards and 1 TD, led Cleveland on a 14-play, 85-yard drive in the last three minutes of the game as Billy Cundiff kicked a game-winning, 29-yard field goal with just three seconds remaining. Stanton started in place of an injured Carson Palmer and completed 14-of-29 passes for 167 yards in Arizona's 25-14 win over the New York Giants.

The last time three former Michigan State quarterbacks attempted at least one pass on the same day in the NFL came on Dec. 8, 1963 (Earl Morrall, Lions; Jim Ninowski, Browns; Tom Yewcic, Patriots).

SPARTAN STADIUM NORTH END ZONE PROJECT INFORMATION –

- Spartan Stadium represents a tribute to Michigan State's football past and a vote of confidence in its future. In just the past two years, more than \$34 million has been committed to upgrading the 91-year-old facility to continually enhance the gameday atmosphere.

- In June 2013, the Michigan State Board of Trustees approved a \$24.5 million project to the north end of Spartan Stadium that opened in August 2014. The facility was officially dedicated in a ceremony on Monday, Aug. 25. The new structure features a two-story, 50,000-square-foot addition as well as an entrance plaza, renovated gates, and additional restrooms and concessions. The building includes new locker rooms for teams, coaches and officials, including a 4,500-square-foot home locker room and a 700-square-foot home training room, in addition to a 3,600-square-foot media center and a 4,000-square-foot engagement center for all varsity sports. Former All-America offensive lineman Flozell Adams provided a leadership gift of \$1.5 million for MSU's new locker room, which is named in honor of his late mother, Rachel Adams.

- Prior to the 2012 season, new high-def Panasonic video screens and scoreboards as well as a new sound system were installed in Spartan Stadium. The new scoreboard/video screen in the south end zone is 5,300-square feet, compared to its predecessor that measured just 567-square feet (installed in 1998). The top of the new south end zone structure reaches 130 feet. In addition, two new video boards as well as an LED ribbon board were added to the north end zone. The LED ribbon board covers 4,500 square feet (450-feet long and 10-feet high). Combined, the south and north video screens/scoreboards total 13,300-square feet. The \$10 million project replaced a 14-year-old scoreboard, message board and audio system. In July 2014, ESPN named Spartan Stadium's south end zone scoreboard among the Top 10 in the nation at No. 9.



MSU'S ALL-TIME OVERTIME RESULTS

Date	Opponent	Result
10/10/1998	Indiana (2OT)	W, 38-31
10/30/2004	@ Michigan (3OT)	L, 37-45
9/17/2005	@ Notre Dame	W, 44-41
10/1/2005	Michigan	L, 31-34
10/6/2007	Northwestern	L, 41-48
10/27/2007	@ Iowa (2OT)	L, 27-34
10/3/2009	Michigan	W, 26-20
9/18/2010	Notre Dame	W, 34-31
1/2/2012	vs. Georgia (3OT)	W, 33-30
10/13/2012	Iowa (2OT)	L, 16-19
10/27/2012	@ Wisconsin	W, 16-13

All-Time Overtime Record: 6-5 (.545)

Overtime Record Under Dantonio: 4-3 (.571)

Note: Michigan State has played in seven overtime contests since 2006, tied for the seventh most among FBS schools during that time period.

FBS BOWL STREAKS

Rk.	Teams	Streak
1.	Virginia Tech	21
2.	Georgia	17
	Georgia Tech	17
4.	Oklahoma	15
5.	LSU	14
6.	Boise State	12
	Wisconsin	12
8.	Alabama	10
9.	BYU	9
	Clemson	9
	Oregon	9
12.	Oklahoma State	8
13.	Michigan State	7

* Florida State has appeared in 32 consecutive bowl games, but the NCAA does not recognize its appearance in the 2006 Emerald Bowl due to NCAA sanctions.



2014 SPARTAN FOOTBALL GAME NOTES

MICHIGAN STATE DEPTH CHART (AS OF NOV. 11)

SPARTAN OFFENSE

X	14	TONY LIPPETT (6-3, 185, Sr.-5)
	19	AJ Troup (6-2, 218, Jr.)
	88	Monty Madaris (6-1, 198, So.) OR
	87	Tres Barksdale (6-2, 198, So.)
LT	74	JACK CONKLIN (6-6, 303, So.)
	73	Dennis Finley (6-6, 305, R-Fr.)
LG	63	TRAVIS JACKSON (6-4, 291, Sr.-5)
	65	Brian Allen (6-2, 294, Fr.)
	75	Benny McGowan (6-3, 312, So.)
C	66	JACK ALLEN (6-2, 299, Jr.)
	54	Connor Kruse (6-5, 325, Sr.-5) OR
	65	Brian Allen (6-2, 294, Fr.)
RG	54	CONNOR KRUSE (6-5, 325, Sr.-5) OR
	76	DONAVON CLARK (6-4, 306, Jr.)
	64	Brandon Clemons (6-3, 290, Jr.)
RT	76	DONAVON CLARK (6-4, 306, Jr.) OR
	79	KODI KIELER (6-6, 304, So.)
	55	Miguel Machado (6-6, 306, Jr.)
TE	82	JOSIAH PRICE (6-4, 251, So.) OR
	11	JAMAL LYLES (6-3, 251, So.) OR
	84	ANDREW GLEICHERT (6-5, 264, Sr.-5)
	83	Paul Lang (6-5, 259, Jr.)
	80	Dylan Chmura (6-4, 245, R-Fr.)
Z	25	KEITH MUMPHERY (6-1, 211, Sr.-5) OR
	16	AARON BURBRIDGE (6-1, 201, Jr.)
	5	DeAnthony Arnett (5-11, 185, Jr.)
F	12	R.J. SHELTON (5-11, 204, So.) OR
	3	MACGARRETT KINGS JR. (5-10, 186, JR.)
	86	Matt Macksood (5-11, 195, So.) OR
	21	Andre Sims Jr. (5-9, 190, Jr.)
QB	18	CONNOR COOK (6-4, 218, Jr.)
	7	Tyler O'Connor (6-3, 220, So.)
	6	Damion Terry (6-3, 226, R-Fr.)
FB	37	TREVON PENDLETON (6-0, 249, Jr.)
	84	Andrew Gleichert (6-5, 264, Sr.-5)
TB	33	JEREMY LANGFORD (6-1, 208, Sr.-5)
	20	Nick Hill (5-8, 196, Sr.-5)
	22	Delton Williams (6-1, 228, So.)
	24	Gerald Holmes (6-0, 221, R-Fr.)

SPARTAN DEFENSE

DE	89	SHILIQUE CALHOUN (6-5, 256, Jr.)
	98	Demetrius Cooper (6-5, 246, R-Fr.)
DT	92	JOEL HEATH (6-6, 285, Jr.)
	93	Damon Knox (6-5, 280, Jr.)
	64	Brandon Clemons (6-3, 290, Jr.)
NT	8	LAWRENCE THOMAS (6-4, 309, Jr.)
	4	Malik McDowell (6-6, 286, Fr.)
	72	Craig Evans (6-2, 320, Fr.)
DE	44	MARCUS RUSH (6-3, 251, Sr.-5)
	85	Evan Jones (6-5, 252, So.)
	94	Montez Sweat (6-6, 229, Fr.)
STAR	45	DARIEN HARRIS (6-0, 231, Jr.)
	23	Chris Frey (6-2, 220, Fr.)
	6	Mylan Hicks (5-11, 197, Sr.-5)
MIKE	34	TAIWAN JONES (6-3, 252, Sr.)
	33	Jon Reschke (6-2, 236, R-Fr.)
SAM	43	ED DAVIS (6-3, 242, Jr.)
	30	Riley Bullough (6-2, 227, So.)
	49	Shane Jones (6-1, 237, R-Fr.)
FC	2	DARIAN HICKS (5-10, 180, So.)
	36	Arjen Colquhoun (6-1, 195, Jr.)
FS	27	KURTIS DRUMMOND (6-1, 202, Sr.-5)
	7	Demetrius Cox (6-1, 200, So.)
	29	Mark Meyers (6-0, 183, So.)
SS	26	RJ WILLIAMSON (6-0, 214, Jr.) OR
	9	MONTAE NICHOLSON (6-2, 209, Fr.)
	35	Jalyn Powell (5-11, 210, R-Fr.)
BC	15	TRAE WAYNES (6-1, 182, Jr.)
	39	Jermaine Edmondson (6-0, 182, So.)

SPARTAN SPECIAL TEAMS

KO	24	KEVIN CRONIN (6-1, 213, So.)	HLD	3	MIKE SADLER (6-0, 175, Sr.-5)
	4	Michael Geiger (5-8, 189, So.)		18	Connor Cook (6-4, 218, Jr.)
PK	4	MICHAEL GEIGER (5-8, 189, So.)	KR	12	R.J. SHELTON (5-11, 204, So.)
	24	Kevin Cronin (6-1, 213, So.)		20	NICK HILL (5-8, 196, Sr.-5)
P	3	MIKE SADLER (6-0, 175, Sr.-5)		3	Macgarrett Kings Jr. (5-10, 186, Jr.)
	25	Jake Hartbarger (6-4, 209, Fr.)		24	Gerald Holmes (6-0, 221, R-Fr.)
SN	52	TAYBOR PEPPER (6-5, 220, Jr.)	PR	3	MACGARRETT KINGS JR. (5-10, 186, Jr.)
	56	Leland Ewing (6-1, 234, Sr.-5)		21	Andre Sims Jr. (5-9, 190, Jr.)



STARTING LINEUPS/CAREER STARTS

Career Starts by Position

				FB 37-Pendleton (17)		TB 33-Langford (23) 20-Hill (1)					
					QB 18-Cook (22)						
Z 25-Mumphery (23) 16-Burbridge (10) 12-Shelton (6) 3-Kings (4)	TE 82-Price (12) 92-Gleichert (7) 83-Lang (3) 11-Lyles (1)	RT 76-Clark (15) 79-Kieler (6)	RG 54-Kruse (4)	C 66-J. Allen (31)	LG 63-Jackson (27) 65-B. Allen (1)	LT 74-Conklin (22)		X 14-Lippett (28#)			
FC 2-D. Hicks (9)		DE 89-Calhoun (24)	DT 92-Heath (9) 99-Kittredge (5) 93-Knox (2)	NT 8-Thomas (12*)	DE 44-Rush (49)		BC 15-Waynes (23)				
		SAM 43-Davis (8) 30-R. Bullough (1)	MIKE 34-T. Jones (26)	STAR 45-Harris (8) 6-M. Hicks (1)							
		FS 27-Drummond (30)		SS 26-Williamson (8) 9-Nicholson (3)							

Includes games started at cornerback in 2011.
 * Includes three games started at fullback in 2012.
 + Double tight end set.
 \$ Three receiver set.
 % Started three offensive backs.

2014 OFFENSIVE GAME-BY-GAME STARTERS

Game	X	LT	LG	C	RG	RT	TE	Z	QB	FB	TB
Jacksonville State	Lippett	Conklin	Jackson	J. Allen	Clark	Kieler	Price	Mumphery	Cook	Lyles+	Langford
at Oregon	Lippett	Conklin	Jackson	J. Allen	Clark	Kieler	Price	Mumphery	Cook	Pendleton	Langford
Eastern Michigan	Lippett	Conklin	Jackson	J. Allen	Clark	Kieler	Price	Mumphery	Cook	Pendleton	Langford
Wyoming	Lippett	Conklin	B. Allen	Jackson	Clark	Kieler	Price	Mumphery	Cook	Shelon\$	Langford
Nebraska	Lippett	Conklin	Jackson	J. Allen	Clark	Kieler	Price	Mumphery	Cook	Pendleton	Langford
at Purdue	Lippett	Conklin	Jackson	J. Allen	Kruse	Clark	Shelton\$	Mumphery	Cook	Pendleton	Langford
at Indiana	Lippett	Conklin	Jackson	Kruse	Clark	Kieler	Price	Mumphery	Cook	Kings\$	Langford
Michigan	Lippett	Conklin	Jackson	J. Allen	Kruse	Clark	Gleichert	Mumphery	Cook	Pendleton	Langford
Ohio State	Lippett	Conklin	Jackson	J. Allen	Kruse	Clark	Gleichert	Lang+	Cook	Pendleton	Langford
at Maryland											
Rutgers											
at Penn State											

2014 DEFENSIVE GAME-BY-GAME STARTERS

Game	DE	DT	NT	DE	STAR	MIKE	SAM	FC	FS	SS	BC
Jacksonville State	Calhoun	Heath	Thomas	Rush	Harris	T. Jones	Davis	D. Hicks	Drummond	Williamson	Waynes
at Oregon	Calhoun	Heath	Thomas	Rush	M. Hicks	T. Jones	M. Hicks	D. Hicks	Drummond	Williamson	Waynes
Eastern Michigan	Calhoun	Heath	Thomas	Rush	Harris	T. Jones	R. Bullough	D. Hicks	Drummond	Williamson	Waynes
Wyoming	Calhoun	Heath	Thomas	Rush	Harris	T. Jones	Davis	D. Hicks	Drummond	Williamson	Waynes
Nebraska	Calhoun	Heath	Thomas	Rush	Harris	T. Jones	Davis	D. Hicks	Drummond	Nicholson	Waynes
at Purdue	Calhoun	Heath	Thomas	Rush	Harris	T. Jones	Davis	D. Hicks	Drummond	Nicholson	Waynes
at Indiana	Calhoun	Heath	Thomas	Rush	Harris	T. Jones	Davis	D. Hicks	Drummond	Nicholson	Waynes
Michigan	Calhoun	Heath	Thomas	Rush	Harris	T. Jones	Davis	D. Hicks	Drummond	Williamson	Waynes
Ohio State	Calhoun	Heath	Thomas	Rush	Harris	T. Jones	Davis	D. Hicks	Drummond	Williamson	Waynes
at Maryland											
Rutgers											
at Penn State											

**2014 MICHIGAN STATE FOOTBALL NUMERICAL ROSTER
DRESS LIST vs. MARYLAND**

No.	Name	Pos.	Ht.	Wt.	Elig.	Cl.	Exp.	Hometown (Previous School)
2	Darian Hicks	CB	5-10	180	So.	So.	1L	Solon, Ohio (Solon)
3	Mike Sadler	P	6-0	175	Sr.	Sr.-5	3L	Grand Rapids, Mich. (Forest Hills Northern)
3	Macgarrett Kings Jr.	WR	5-10	186	Jr.	Jr.	2L	Fort Lauderdale, Fla. (University School)
4	Michael Geiger	K	5-8	189	So.	So.	1L	Toledo, Ohio (Ottawa Hills)
4	Malik McDowell	DL	6-6	286	Fr.	Fr.	HS	Farmington Hills, Mich. (Southfield)
5	DeAnthony Arnett	WR	5-11	185	Jr.	Sr.	1L	Saginaw, Mich. (Tennessee)
6	Mylan Hicks	LB	5-11	197	Sr.	Sr.-5	2L	Detroit, Mich. (Renaissance)
6	Damion Terry	QB	6-3	226	Fr.	So.	RS	Erie, Pa. (Cathedral Prep)
7	Demetrious Cox	S	6-1	200	So.	Jr.	1L	Jeannette, Pa. (Jeannette)
7	Tyler O'Connor	QB	6-3	220	So.	Jr.	1L	Lima, Ohio (Lima Central Catholic)
8	Lawrence Thomas	DL	6-4	309	Jr.	Sr.	2L	Detroit, Mich. (Renaissance)
9	Montae Nicholson	DB	6-2	209	Fr.	Fr.	HS	Monroeville, Pa. (Gateway)
11	Jamal Lyles	TE	6-3	251	So.	Jr.	1L	Southfield, Mich. (Southfield-Lathrup)
12	R.J. Shelton	WR	5-11	204	So.	So.	1L	Beaver Dam, Wis. (Beaver Dam)
13	Vayante Copeland	CB	6-0	184	Fr.	Fr.	HS	Dayton, Ohio (Thurgood Marshall)
14	Tony Lippett	WR	6-3	185	Sr.	Sr.-5	3L	Detroit, Mich. (Crockett)
14	Chris Laneaux	S	5-11	198	Jr.	Sr.	1L	Kalamazoo, Mich. (Portage Northern)
15	Trae Waynes	CB	6-1	182	Jr.	Sr.	2L	Kenosha, Wis. (Bradford)
16	Aaron Burbridge	WR	6-1	201	Jr.	Jr.	2L	Farmington Hills, Mich. (Harrison)
18	Connor Cook	QB	6-4	218	Jr.	Sr.	2L	Hinckley, Ohio (Walsh Jesuit)
19	AJ Troup	WR	6-2	218	Jr.	Sr.	SQ	Minneapolis, Minn. (Wayzata)
20	Nick Hill	RB	5-8	196	Sr.	Sr.-5	3L	Chelsea, Mich. (Chelsea)
21	Andre Sims Jr.	WR	5-9	190	Jr.	Sr.	2L	Snellville, Ga. (Brookwood)
22	Delton Williams	RB	6-1	228	So.	So.	1L	Erie, Pa. (Cathedral Prep)
23	Chris Frey	LB	6-2	220	Fr.	Fr.	HS	Upper Arlington, Ohio (Upper Arlington)
24	Kevin Cronin	K	6-1	213	So.	Jr.	SQ	Traverse City, Mich. (Traverse City West)
25	Keith Mumphery	WR	6-1	211	Sr.	Sr.-5	3L	Vienna, Ga. (Dooly County)
25	Jake Hartbarger	P	6-4	209	Fr.	Fr.	HS	Waterville, Ohio (Anthony Wayne)
26	RJ Williamson	S	6-0	214	Jr.	Sr.	2L	Dayton, Ohio (Dunbar)
27	Kurtis Drummond	S	6-1	202	Sr.	Sr.-5	3L	Masury, Ohio (Hubbard)
29	Mark Meyers	S	6-0	183	So.	Jr.	1L	Toledo, Ohio (Whitmer)
30	Riley Bullough	LB	6-2	227	So.	Jr.	1L	Traverse City, Mich. (St. Francis)
32	Nick Tompkins	CB	5-9	183	So.	Jr.	SQ	Snellville, Ga. (Brookwood)
33	Jeremy Langford	RB	6-1	208	Sr.	Sr.-5	3L	Wayne, Mich. (John Glenn)
34	Taiwan Jones	LB	6-3	252	Sr.	Sr.	3L	New Baltimore, Mich. (Anchor Bay)
35	Jalyn Powell	S	5-11	210	Fr.	So.	RS	Warren, Ohio (Warren G. Harding)
36	Arjen Colquhoun	CB	6-1	195	Jr.	Sr.	2L	Windsor, Ontario (W.F. Herman Secondary School)
37	Trevon Pendleton	FB	6-0	249	Jr.	Sr.	2L	Lucasville, Ohio (Portsmouth West)
43	Ed Davis	LB	6-3	242	Jr.	Sr.	2L	Detroit, Mich. (Southeastern)
44	Marcus Rush	DE	6-3	251	Sr.	Sr.-5	3L	Cincinnati, Ohio (Archbishop Moeller)
45	Darien Harris	LB	6-0	231	Jr.	Sr.	2L	Silver Spring, Md. (DeMatha Catholic)
49	Shane Jones	LB	6-1	237	Fr.	So.	RS	Cincinnati, Ohio (Archbishop Moeller)
50	Sean Harrington	LB	6-3	210	Fr.	So.	RS	Commerce Township, Mich. (Orchard Lake St. Mary's)
52	Taybor Pepper	SN	6-5	220	Jr.	Jr.	2L	Saline, Mich. (Saline)
54	Connor Kruse	OG	6-5	325	Sr.	Sr.-5	2L	Lowell, Mich. (Lowell)
56	Leland Ewing	SN	6-1	234	Sr.	Sr.-5	SQ	Jackson, Mich. (Lumen Christi Catholic)
57	Adam Brown	OG	6-3	294	Jr.	Sr.	SQ	Columbia, Md. (Atholton)
63	Travis Jackson	OL	6-4	291	Sr.	Sr.-5	3L	New Albany, Ohio (St. Francis DeSales)
64	Brandon Clemons	DL/OG	6-3	290	Jr.	Sr.	1L	Milford, Pa. (Delaware Valley)
65	Brian Allen	C	6-2	294	Fr.	Fr.	HS	Hinsdale, Ill. (Hinsdale Central)
66	Jack Allen	OL	6-2	299	Jr.	Sr.	2L	Hinsdale, Ill. (Hinsdale Central)

No.	Name	Pos.	Ht.	Wt.	Elig.	Cl.	Exp.	Hometown (Previous School)
72	Craig Evans	DT	6-2	320	Fr.	Fr.	HS	Sun Prairie, Wis. (Sun Prairie)
73	Dennis Finley	OL	6-6	305	Fr.	So.	RS	Detroit, Mich. (Cass Tech)
74	Jack Conklin	OT	6-6	303	So.	Jr.	1L	Plainwell, Mich. (Plainwell)
75	Benny McGowan	OG	6-3	312	So.	Jr.	SQ	Centerville, Ohio (Centerville)
76	Donavon Clark	OL	6-4	306	Jr.	Sr.	2L	Cincinnati, Ohio (Finneytown)
79	Kodi Kieler	OL	6-6	304	So.	Jr.	1L	Rockwood, Mich. (Carlson)
80	Dylan Chmura	TE	6-4	245	Fr.	So.	RS	Waukesha, Wis. (Waukesha West)
82	Josiah Price	TE	6-4	251	So.	Jr.	1L	Greentown, Ind. (Eastern)
83	Paul Lang	TE	6-5	259	Jr.	Sr.	2L	Pittsburgh, Pa. (Mount Lebanon)
84	Andrew Gleichert	TE	6-5	264	Sr.	Sr.-5	2L	Ann Arbor, Mich. (Huron)
85	Evan Jones	DE	6-5	252	So.	Jr.	SQ	West Lafayette, Ohio (Ridgewood)
86	Matt Macksood	WR	5-11	195	So.	Jr.	1L	Lansing, Mich. (Lansing Catholic Central)
87	Tres Barksdale	WR	6-2	198	So.	Jr.	SQ	Solon, Ohio (Solon)
88	Monty Madaris	WR	6-1	198	So.	Jr.	SQ	Cincinnati, Ohio (Archbishop Moeller)
89	Shilique Calhoun	DE	6-5	256	Jr.	Sr.	2L	Middletown, N.J. (Middletown North)
92	Joel Heath	DL	6-6	285	Jr.	Sr.	1L	Cincinnati, Ohio (Mount Healthy)
93	Damon Knox	DL	6-5	280	Jr.	Sr.	1L	Muskegon, Mich. (Muskegon)
94	Montez Sweat	DE	6-6	229	Fr.	Fr.	HS	Stone Mountain, Ga. (Stephenson)
98	Demetrius Cooper	DE	6-5	246	Fr.	So.	RS	Chicago, Ill. (Percy L. Julian)

EXP. KEY – HS: High School; **RS:** Red-shirted; **JC:** Junior College; **TR:** Transfer; **SQ:** Squad Member; **L:** Letters Earned



HEAD COACH MARK DANTONIO



MARK DANTONIO
HEAD COACH
EIGHTH SEASON
@DANTONIOMARK

• Mark Dantonio, who is in his eighth season as head coach at Michigan State, has restored the pride and tradition of Spartan football while transforming the program into an annual Big Ten Championship contender. A Zanesville, Ohio, native with Midwest ties, Dantonio led Michigan State to a record-setting season in 2013. MSU won a school-record 13 games, defeated No. 5 Stanford in the 100th Rose Bowl Game, beat No. 2 Ohio State in the Big Ten Championship Game for the school's eighth Big Ten title, and finished No. 3 in both national polls, the highest ranking for the Spartans since 1966. Michigan State (13-1) became just the third team in Big Ten history to win at least 13 games in a season (Minnesota, 1904; and Ohio State, 2002).

• Dantonio owns a 71-31 record (.696) at Michigan State since his arrival in 2007. He already ranks among MSU's all-time leaders in career wins (second) and winning percentage (fifth), and is the only coach in MSU history to lead multiple teams to double-digit win seasons (11 in 2010 and 2011; 13 in 2013). Among Spartan coaches who have coached at least 10 Big Ten games, Dantonio owns the best conference winning percentage (.689, 42-19 record).

• Dantonio won his 71st game at MSU on Oct. 25 against Michigan to become MSU's second all-time winningest coach (record: Duffy Daugherty, 109). Dantonio is one of just four Spartan coaches to coach in at least 100 games at MSU (102).

• Dantonio earned 2013 Big Ten Coach of the Year honors from both the media and coaches, as the Spartans finished their conference schedule with a perfect 8-0 record for the first time in school history. Dantonio also was named a finalist for the Eddie Robinson Coach of the Year, Paul "Bear" Bryant Coach of the Year, Bobby Bowden Coach of the Year and Liberty Mutual Coach of the Year Awards. In addition, he was named one of 16 semifinalists for the Maxwell Football Club Coach of the Year and was tabbed Big Ten Coach of the Year by Sporting News, CollegeFootballNews.com, and the Touchdown Club of Columbus. For leading the Spartans to their record-breaking season, Dantonio was honored by The Detroit News as one of 10 Michiganders of the Year in June 2014.

• Dantonio, who has 34 years of collegiate coaching experience, has coached in 18 bowl games. He has led Michigan State to a school-record three consecutive bowl wins (2012 Outback Bowl against No. 18 Georgia; 2012 Buffalo Wild Wings Bowl against TCU; 2014 Rose Bowl Game against No. 5 Stanford).

• Dantonio has participated in four New Year's Day games as a head coach (2009 Capital One Bowl, 2011 Capital One Bowl, 2012 Outback Bowl, 2014 Rose Bowl), and has led Michigan State to Top 25 finishes in four of the last six seasons (2008: No. 24 both polls; 2010: No. 14 both polls; 2011: No. 10 USA TODAY/No. 11 AP; 2013: No. 3 both polls).

• MSU's 49 wins since 2010 are most in the Big Ten and tied for eighth most in the NCAA Football Bowl Subdivision during that period.

• Dantonio is a two-time Big Ten Coach of the Year (2010, 2013).

• Dantonio has led the Spartans to two Big Ten Championships (2010, 2013) and two Big Ten Division Championships (2011, 2013).

• The Spartans have posted five consecutive winning seasons, a first for the program since recording six in a row

from 1985-90. MSU produced back-to-back 11-win seasons in 2010-11 for the first time in program history, claimed a share of the Big Ten Championship in 2010, and won the Big Ten Legends title in 2011. In addition, Michigan State has recorded 39 Big Ten victories since 2008, the most of any team in the conference.

• Since 2007, Dantonio has helped produce five consensus first-team All-Americans (2008: RB Javon Ringer; 2009-10: LB Greg Jones; 2011: DT Jerel Worthy; and 2013: CB Darqueze Dennard) and 17 NFL Draft picks, including six in 2012. Dennard was a unanimous All-America selection and also won the Jim Thorpe Award, which is given annually to the nation's best defensive back. He was selected in the first round of the 2014 NFL Draft (No. 24 overall) by the Cincinnati Bengals to become the first Spartan under Dantonio to be chosen in the first round.

• From his first day on the job, Dantonio has pledged to support student-athletes as they pursue excellence, both in the classroom and on the playing field. In his first seven seasons, a total of 122 players have earned their undergraduate degrees. In addition, 87 Spartans have earned Academic All-Big Ten honors, including six Academic All-Americans (Blair White, 2009 second team; Mike Sadler, 2013 first team, 2012 second team, 2011 second team; Max Bullough, 2013 first team, 2012 second team).

• Under Dantonio, Michigan State has produced a 43-12 record (.782) in home games, including a 15-game winning streak (7-0 in 2010, 7-0 in 2011, won first game in 2012) and a 12-game winning streak (7-0 in 2013; won first five in 2014).

• Since 2011, Michigan State's defense has been one of the most consistent in the FBS. The Spartans are one of just four schools, along with Alabama, Florida and Florida State, to rank among the FBS Top 10 in total defense the past three seasons.

ALL-TIME WINNINGEST COACHES - MICHIGAN STATE HISTORY

OVERALL

Rk.	Coach (Years)	Wins
1.	Duffy Daugherty (1954-72)	109
2.	Mark Dantonio (2007-)	71
3.	Charles Bachman (1933-46)	70
4.	George Perles (1983-94)	68
5.	Chester Brewer (1903-10, '17, '19)	58

Rk.	Coach (Years)	Win Pct.
1.	John Macklin (1911-15)	.853
2.	Clarence "Biggie" Munn (1947-53)	.846
3.	Jim Crowley (1929-32)	.712
4.	Chester Brewer (1903-10, '17, '19)	.699
5.	Mark Dantonio (2007-)	.696

BIG TEN GAMES

Rk.	Coach (Years)	Wins
1.	Duffy Daugherty (1954-72)	72
2.	George Perles (1983-94)	53
3.	Mark Dantonio (2007-)	42

Rk.	Coach (Years) [Min. 10 games]	Win Pct.
1.	Mark Dantonio (2007-)	.689
2.	Denny Stolz (1973-75)	.604
3.	Nick Saban (1995-99)	.602

BOWL APPEARANCES

Rk.	Coach (Years)	Bowls
1.	Mark Dantonio (2007-)	7
	George Perles (1983-94)	7

THE DANTONIO FILE

PERSONAL DATA: Born Mark Dantonio in El Paso, Texas, on March 9, 1956. Family: wife Becky and two daughters, Kristen and Lauren.

PREVIOUS COACHING EXPERIENCE: College - Graduate assistant at Ohio U. (1980); graduate assistant at Purdue (1981); defensive coordinator at Butler (Kan.) Junior College (1982); graduate assistant at Ohio State (1983-84); defensive secondary coach at Akron (1985); defensive secondary coach and defensive coordinator at Youngstown State (1986-90); defensive secondary coach at Kansas (1991-94); defensive secondary coach (1995-2000) and associate head coach (2000) at Michigan State; defensive coordinator at Ohio State (2001-03); head coach at Cincinnati (2004-06).

COACHING RECORD: 89-48 (.650) in 11 seasons as a college head coach: 18-17 in three seasons at Cincinnati (2004-06); 71-31 (.696) in eight seasons at Michigan State (2007-); 42-19 (.689) in Big Ten games.

EDUCATION: Bachelor's degree in education from South Carolina in 1979; master's degree in education from Ohio U. in 1980.

PLAYING EXPERIENCE: College - Three-year letterman as a defensive back at South Carolina (1976-78).

POSTSEASON EXPERIENCE: Coach - 1987 NCAA I-AA playoffs, 1989 NCAA I-AA playoffs, 1990 NCAA I-AA playoffs, 1983 Fiesta Bowl, 1984 Rose Bowl, 1992 Aloha Bowl, 1995 Independence Bowl, 1996 Sun Bowl, 1997 Aloha Bowl, 2000 Florida Citrus Bowl, 2002 Outback Bowl, 2003 Fiesta Bowl, 2004 Fiesta Bowl, 2004 Fort Worth Bowl, 2007 Champs Sports Bowl, 2009 Capital One Bowl, 2010 Alamo Bowl, 2011 Capital One Bowl, 2012 Outback Bowl, 2012 Buffalo Wild Wings Bowl, 2014 Rose Bowl.

Dantonio's Career Record - Head Coach

Year	School	Overall			Conference			Pct.	Finish	Postseason/Bowl
		W	L	Pct.	W	L	Pct.			
2004	Cincinnati	7	5	.583	5	3	.625	T-2nd (C-USA)	Fort Worth Bowl	
2005	Cincinnati	4	7	.364	2	5	.286	T-6th (Big East)	-	
2006	Cincinnati	7	5	.583	4	3	.571	T-7th (Big East)	International Bowl*	
2007	Michigan State	7	6	.538	3	5	.375	T-7th (Big Ten)	Champs Sports Bowl	
2008	Michigan State	9	4	.692	6	2	.750	3rd (Big Ten)	Capital One Bowl	
2009	Michigan State	6	7	.462	4	4	.500	T-6th (Big Ten)	Alamo Bowl	
2010	Michigan State	11	2	.846	7	1	.875	T-1st (Big Ten)	Capital One Bowl	
2011	Michigan State	11	3	.786	7	1	.875	1st (Big Ten Legends)	Outback Bowl	
2012	Michigan State	7	6	.538	3	5	.375	4th (Big Ten Legends)	Buffalo Wild Wings Bowl	
2013	Michigan State	13	1	.929	8	0	1.000	1st (Big Ten Legends)	Rose Bowl	
2014	Michigan State	7	2	.778	4	1	.800	-	-	
Totals		89	48	.650	53	30	.639		Nine Bowl Games*	

* Did not coach Cincinnati in bowl game



Brian ALLEN 65

OL | 6-2 | 294 | FR. | HS
HINSDALE, ILL.
HINSDALE CENTRAL

2014 SEASON (FRESHMAN): True freshman will see time on the offensive line at both guard spots and center . . . has played in all nine games . . . listed as the back-up left guard on the depth chart and also as the third center . . . has 18.5 knockdowns on the season . . . started his first game at left guard vs. Wyoming and tallied a season-best 10.5 knockdowns as MSU rushed for 338 yards and didn't allow a sack . . . played right guard, left guard and center vs. Eastern Michigan and at No. 3 Oregon . . . saw action at right guard, left guard and center in the season opener vs. Jacksonville State . . . pressed into service after starting left guard Travis Jackson left the game with an injury . . . played 34 snaps and recorded two dominators against the Gamecocks.

HIGH SCHOOL AND PERSONAL DATA: Listed among the nation's top centers in the class of 2014 by 247Sports (No. 2), Scout.com (No. 3), ESPN.com (No. 4) and Rivals.com (No. 5) . . . participated in the U.S. Army All-American Bowl Jan. 4 in San Antonio and was selected one of the captains on the East team . . . PrepStar All-American . . . first wrestler at Hinsdale Central to win four state medals (second at 285 pounds in 2014; first at 285 in 2013; third at 285 in 2012; third at 215 in 2011) . . . as a junior, won the 2013 3A state wrestling championship at heavyweight (285 pounds), finishing the season with a perfect 48-0 record . . . nearly claimed back-to-back state titles at 285 pounds, but lost in overtime in the championship match; finished his senior year with a 45-2 record . . . ranked sixth nationally at 285 pounds by InternatWrestle.com . . . also won the state title in the shot put in 2013 . . . selected Chicago Sun-Times Male Athlete of the Year for 2013-14 . . . his brother Jack is a junior center for the Spartans.



Jack ALLEN 66

OL | 6-2 | 299 | JR. | 2L
HINSDALE, ILL.
HINSDALE CENTRAL

- MIDSEASON ALL-AMERICAN (CBSSPORTS.COM, SECOND TEAM; PHIL STEELE, THIRD TEAM)
- MIDSEASON ALL-BIG TEN (ESPN.COM, PHIL STEELE)
- OUTLAND AND RIMINGTON TROPHY WATCH LIST

CAREER NOTES: Fourth-year player and two-year letterwinner is in his third season as a starter on the offensive line in 2014 . . . has played in 32 career games, including 31 starts (26 at center, five at left guard) . . . featured on preseason watch lists for the Outland Trophy (nation's most outstanding interior lineman) and Rimington Trophy (nation's top center) . . . second-team All-Big Ten selection in 2013 by the media . . . his brother Brian is a freshman offensive lineman for the Spartans.

2014 SEASON (JUNIOR): Named Midseason All-American by CBSSports.com (second team) and Phil Steele (third team) . . . Midseason All-Big Ten selection by ESPN.com and Phil Steele (first team) . . . ranks second on the team with 59 knockdowns and 10.5 dominators in seven games . . . has started seven of MSU's nine games at center . . . tallied 9.5 knockdowns vs. No. 14 Ohio State . . . compiled a career-best 12.5 knockdowns in the win over Michigan, including four dominators . . . did not play at Indiana due to an injury . . . recorded a team-best nine knockdowns vs. No. 19 Nebraska . . . had his streak of 15 consecutive starts snapped as he missed the Wyoming game due to an ankle injury . . . named Spartan Offensive Lineman of the Week after leading team with nine knockdowns in win over Eastern Michigan as MSU rushed for 336 yards . . . named the fourth game captain vs. Oregon . . . produced 10 knockdowns in the season opener vs. Jacksonville State, as MSU amassed 565 total yards.



Riley BULLOUGH 30

LB | 6-2 | 227 | SO. | 1L
TRAVERSE CITY, MICH.
ST. FRANCIS

CAREER NOTES: Third-year player returned to the defensive side of the ball at linebacker in spring practice after spending the 2013 season at running back and fullback . . . listed No. 2 on the depth chart at Sam linebacker . . . will also see time on special teams . . . has 22 career tackles in 23 games . . . is a third-generation Spartan, following in the footsteps of his grandfather Hank (guard, 1952-54) and father Shane (linebacker, 1983-86) who played football at Michigan State . . . his grandfather Jim Morse (halfback, 1954-56) played for Coach Terry Brennan at Notre Dame . . . his uncles Chuck Bullough (Michigan State, linebacker, 1988-91), Bobby Morse (Michigan State, running back, 1983-86) and Jim Morse (Notre Dame, cornerback, 1976-77) played college football . . . his brother Max was a four-year letterwinner (2010-13) and three-year starter at middle linebacker for the Spartans . . . his brother Byron is currently a freshman linebacker on the Spartan roster.

2014 SEASON (SOPHOMORE): Ranks 11th on the team with 34 production points . . . has 19 tackles on the season, including two for losses (6 yards) . . . tallied 17 production points vs. No. 19 Nebraska (three tackles, fumble recovery) . . . collected two stops, including a 4-yard sack, vs. Wyoming . . . posted three tackles in his first career start vs. Eastern Michigan . . . recorded three tackles in the season opener vs. Jacksonville State, including a half sack (2 yards).

BULLOUGH'S CAREER HIGHS

Tackles: 3, three times (last vs. Nebraska, 10/4/14)

Tackles for loss: 1, vs. Wyoming (9/27/14)

Sacks: 1, vs. Wyoming (9/27/14)

BULLOUGH'S STATISTICS (DEFENSE)

	G/GS	UT	AT	TM	TFL	SACKS	INT	PBU	FR	FF
2013	14/0	1	2	3	0-0	0-0	0-0	0	0-0	0
2014	9/1	12	7	19	2-6	1.5-6	0-0	0	1-0	0
Career	23/1	13	9	22	2-6	1.5-6	0-0	0	1-0	0

BULLOUGH'S GAME-BY-GAME STATISTICS

2014

DEFENSE	UT	AT	TM	TFL	SACKS	INT	PBU	FR	FF
Jacksonville State	2	1	3	0.5-2	0.5-2	0-0	0	0	0
Oregon	2	0	2	0-0	0-0	0-0	0	0	0
Eastern Michigan	1	2	3	0.5-0	0-0	0-0	0	0	0
Wyoming	2	0	2	1-4	1-4	0-0	0	0	0
Nebraska	2	1	3	0-0	0-0	0-0	0	1-0	0
Purdue	0	1	1	0-0	0-0	0-0	0	0	0
Indiana	1	1	2	0-0	0-0	0-0	0	0	0
Michigan	0	1	1	0-0	0-0	0-0	0	0	0
Ohio State	2	0	2	0-0	0-0	0-0	0	0	0
Totals	12	7	19	2-6	1.5-6	0-0	0	1-0	0



2014 SPARTAN FOOTBALL GAME NOTES



Aaron **16** BURBRIDGE

WR | 6-1 | 201 | JR. | 2L
FARMINGTON HILLS, MICH.
HARRISON

CAREER NOTES: Third-year player will see time in the playing rotation . . . listed as a co-starter at flanker, along with Keith Mumphery, on the depth chart . . . two-year letterwinner has 70 catches for 791 yards (11.3 avg.) and three touchdowns in 33 career games, including 10 starts . . . also has 104 rushing yards on 12 carries (8.7 avg.).

2014 SEASON (JUNIOR): Ranks fourth on the team with 19 catches for 233 yards (12.3 avg.) . . . also has 38 rushing yards on seven carries (5.4 avg.) . . . 11 of his 19 catches (58 percent) have gone for either a first down or a touchdown . . . has three receptions of 20-plus yards . . . had four receptions for 41 yards vs. No. 14 Ohio State . . . caught two passes for 35 yards in the win over Michigan . . . had a season-high five catches for 48 yards at Indiana . . . recorded his first receiving touchdown of the season with an acrobatic 13-yard TD catch in the third quarter at Purdue; finished the game with 35 all-purpose yards (three rushes for 14 yards; two catches for 21 yards) . . . had two receptions for 37 yards vs. No. 19 Nebraska . . . hauled in two catches for 30 yards, including a 22-yarder, at No. 3 Oregon . . . had 26 all-purpose yards in the season opener vs. Jacksonville State (two carries for 18 yards; one catch for 8 yards).

BURBRIDGE'S CAREER HIGHS

Receiving Yards: 134, vs. Indiana (10/6/12)

Receptions: 8, vs. Indiana (10/6/12)

TD Catches: 1, three times (last vs. Purdue, 10/11/14)

Rushing Yards: 35, vs. Minnesota (11/30/13)

Carries: 3, vs. Purdue (10/11/14)

BURBRIDGE'S STATISTICS

RECEIVING	G/GS	REC.	YDS.	AVG.	TD	LG	YPG
2012	11/7	29	364	12.6	2	38	33.1
2013	13/3	22	194	8.8	0	26	14.9
2014	9/0	19	233	12.3	1	25	25.9
Career	33/10	70	791	11.3	3	38	24.0

RUSHING	ATT	YDS.	AVG.	TD	LG	YPG
2012	1	4	4.0	0	4	0.4
2013	4	62	15.5	0	35	4.8
2014	7	38	5.4	0	15	5.4
Career	12	104	8.7	0	35	3.4

GAME-BY-GAME STATISTICS - RECEIVING

2014

RECEIVING	NO.	YDS	TD	LG
Jacksonville State	1	8	0	8
Oregon	2	30	0	22
Eastern Michigan	1	14	0	14
Wyoming	0	0	0	0
Nebraska	2	37	0	22
Purdue	2	21	1	13
Indiana	5	48	0	18
Michigan	2	34	0	25
Ohio State	4	41	0	19
Totals	19	233	1	25



Shilique **89** CALHOUN

DE | 6-5 | 256 | JR. | 2L
MIDDLETOWN, N.J.
MIDDLETOWN NORTH

- BEDNARIK AWARD AND LOMBARDI AWARD SEMIFINALIST
- MIDSEASON ALL-AMERICAN (CBSSPORTS.COM, SECOND TEAM; PHIL STEELE, THIRD TEAM)
- LOTT IMPACT TROPHY QUARTERFINALIST
- MIDSEASON ALL-BIG TEN (PHIL STEELE, FIRST TEAM)
- HENDRICKS AWARD, NAGURSKI TROPHY, WALTER CAMP AWARD WATCH LIST

CAREER NOTES: Two-year letterwinner is in his second season as a starting defensive end . . . in 36 career games, has 73 tackles, including 26.5 for losses (172 yards) with 15 sacks (125 yards) . . . has started 23 consecutive games . . . ranks 25th (tied) among all active NCAA FBS leaders in sacks (15) . . . ranks among MSU's all-time leaders in tackles for loss yardage (sixth with 172), sack yardage (seventh with 125), sacks (ninth with 15) and fumble recoveries (tied for 10th with five) . . . elected a co-captain by his teammates . . . 36 percent of his career tackles have gone for losses (26.5 TFLs/73 tackles) . . . dynamic playmaker was ranked among college football's Top 25 players for 2014 (No. 4) by ESPN.com . . . named Big Ten Preseason Defensive Player of the Year by a conference media panel . . . named the 2013 Big Ten Defensive Lineman of the Year . . . earned second-team All-America honors in 2013 from Walter Camp, Associated Press, SI.com, and USA TODAY . . . tied for the FBS lead in 2013 with three defensive TDs, which also tied a school record.

2014 SEASON (JUNIOR): Named one of 12 semifinalists for the Lombardi Award (college lineman/linebacker of the year) . . . named one of 20 semifinalists for the Chuck Bednarik Award (nation's Most Outstanding Defensive Player) . . . named Midseason All-American by CBSSports.com (second team) and Phil Steele (third team) . . . Midseason All-Big Ten selection by Phil Steele (first team) . . . named one of 20 quarterfinalists for the Lott IMPACT Trophy . . . has 30 tackles on the season, including 10 for losses (95 yards) and 6.5 sacks (79 yards) . . . ranks third on the team with 123 production points . . . leads Big Ten and ranks third in the FBS in both sack yardage (79) and tackles for loss yardage (95) . . . ranks fifth in MSU single-season history in tackles for loss yardage (95) . . . ranks tied for fourth in the Big Ten in sacks (6.5; 0.72 pg) and tied for eighth in tackles for loss (10; 1.11 pg) . . . led the Spartan defense with 19 production points vs. No. 14 Ohio State; recorded five tackles, including 1.5 for loss (9 yards) with a half sack (4 yards) and one QB hurry against the Buckeyes . . . led Spartan defensive linemen with 15 production points in the win over Michigan, including three solo tackles with a 5-yard sack . . . led the Spartans with 17 production points at Indiana; had four tackles, including two for losses (20 yards) and one sack (11 yards) against the Hoosiers . . . collected 24 production points in victory at Purdue with five tackles, including a 15-yard sack . . . productive game in win over No. 19 Nebraska, recording four tackles, including a 7-yard sack, three QB hurries and also recovered a fumble and returned it 38 yards . . . blocked a 42-yard field-goal attempt and recorded a 14-yard sack in the win over Wyoming . . . collected two tackles, including a 2-yard loss, and produced three QB hits to rank second on the team with 15 production points vs. Eastern Michigan . . . posted four stops at No. 3 Oregon . . . recorded a 23-yard sack on a fourth-down play in the third quarter vs. Jacksonville State; had two tackles overall with two QB hits and one QB hurry to total 17 production points against the Gamecocks.

CALHOUN'S CAREER HIGHS

Tackles: 7, vs. Minnesota (11/30/13)

Tackles for loss: 3, vs. Michigan (11/2/13)

Sacks: 2.5, vs. Michigan (11/2/13)

CALHOUN IN THE BIG TEN STATS

Sack yardage: 1st (79)

Tackles for loss yardage: 1st (95)

Sacks: T-4th (6.5; 0.72 pg.)

Tackles for loss: T-8th (10.0; 1.11 pg.)

2014 SPARTAN FOOTBALL GAME NOTES



CALHOUN IN THE MSU RECORD BOOK


Tackles for loss yardage: 6th (172)
 Sack yardage: 7th (125)
 Sacks: T-9th (15)
 Fumble recoveries: T-10th (5)

CALHOUN'S STATISTICS

	G/GS	UT	AT	TM	TFL	SACKS	INT	PBU	FR	FF
2012	13/1	4	2	6	2.5-2	1-1	0-0	2	0	0
2013	14/14	20	17	37	14-75	7.5-45	1-56	0	4-20	2
2014	9/9	23	7	30	10-95	6.5-79	0-0	0	1-38	0
Career	36/24	47	26	73	26.5-172	15-125	1-56	2	5-58	2

CALHOUN'S GAME-BY-GAME STATISTICS

2014	DEFENSE	UT	AT	TM	TFL	SACKS	INT	PBU	FR	FF
Jacksonville State	2	0	2	1-23	1-23	0-0	0	0	0	0
Oregon	3	1	4	0-0	0-0	0-0	0	0	0	0
Eastern Michigan	2	0	2	1-2	0-0	0-0	0	0	0	0
Wyoming	1	0	1	1-14	1-14	0-0	0	0	0	0
Nebraska	3	1	4	1-7	1-7	0-0	0	1-38	0	0
Purdue	3	2	5	1-15	1-15	0-0	0	0	0	0
Indiana	2	2	4	2.5-20	1-11	0-0	0	0	0	0
Michigan	3	0	3	1-5	1-5	0-0	0	0	0	0
Ohio State	4	1	5	1.5-9	0.5-4	0-0	0	0	0	0
Totals	23	7	30	10-95	6.5-79	0-0	0	1-38	0	0



Jack CONKLIN **74**

OT | 6-6 | 303 | SO. | 1L
 PLAINWELL, MICH.
 PLAINWELL

- MIDSEASON ALL-BIG TEN (ESPN.COM, PHIL STEELE)
- OUTLAND TROPHY WATCH LIST

CAREER NOTES: Third-year player is in his second season as the starting left tackle . . . has seen action in 23 games, including 22 starts (19 consecutive at left tackle) . . . hasn't allowed a sack in 23 career games . . . featured on the Outland Trophy Watch List (nation's most outstanding interior lineman) . . . named first-team Freshman All-American in 2013 by Sporting News, CollegeFootballNews.com and the Football Writers Association of America.

2014 SEASON (SOPHOMORE): Midseason All-Big Ten selection by ESPN.com and Phil Steele (first team) . . . leads team with 83 knockdowns, including six dominators . . . has played a team-high 649 snaps . . . graded out the highest among Spartan offensive lineman (92 percent) vs. No. 14 Ohio State while being matched up for most of the game against Big Ten sack leader Joey Bosa; recorded 10.5 knockdowns and helped limit Bosa to just one tackle . . . led the team with a career-best 15 knockdowns in the win over Michigan . . . led the Spartans with 10 knockdowns at Indiana as MSU rushed for 330 yards . . . named Spartan Offensive Player of the Week after producing a team-best nine knockdowns at Purdue as MSU rushed for 294 yards and didn't allow a sack for the fourth straight game . . . named Spartan Offensive Lineman of the Week after recording 12.5 knockdowns vs. Wyoming as MSU rushed for 338 yards and didn't allow a sack . . . tallied four knockdowns vs. Eastern Michigan as MSU rushed for 336 yards and didn't allow a sack . . . posted the highest grade among Spartan offensive lineman at No. 3 Oregon; had five knockdowns, including two dominators, against the Ducks . . . named Spartan Offensive Lineman of the Week after recording nine knockdowns, including two dominators, in the season opener vs. Jacksonville State, as MSU racked up 565 total yards.



Donavon CLARK **76**

OL | 6-4 | 306 | JR. | 2L
 CINCINNATI, OHIO
 FINNEYTOWN

CAREER NOTES: Third-year player is listed as a possible starter at right guard and right tackle on the depth chart . . . two-year letterwinner has seen action in 29 career games, including 15 starts (six at right guard, six at left tackle, three at right tackle).

2014 SEASON (JUNIOR): Has collected 41.5 knockdowns, including a team-best 11.5 dominators . . . has started the first nine games (six at right guard; three at right tackle) . . . has played 556 snaps, third most among Spartan offensive lineman . . . tallied eight knockdowns vs. No. 14 Ohio State . . . recorded a season-best 8.5 knockdowns at Indiana and played a team-high 85 snaps as the Spartans rushed for 330 yards . . . delivered eight knockdowns vs. Wyoming . . . played a team-high 61 snaps and had four knockdowns, including three dominators, vs. Eastern Michigan . . . started his first career game at right guard in the season opener vs. Jacksonville State . . . entered preseason camp listed No. 1 on the depth chart at right tackle, but moved inside to guard for the first half of the season after Connor Kruse suffered an injury in the second preseason scrimmage.



2014 SPARTAN FOOTBALL GAME NOTES



Connor COOK 18

QB | 6-4 | 218 | JR. | 2L
HINCKLEY, OHIO
WALSH JESUIT

- MAXWELL AWARD SEMIFINALIST
- DAVEY O'BRIEN NATIONAL QUARTERBACK AWARD SEMIFINALIST
- MIDSEASON ALL-BIG TEN (ESPN.COM, PHIL STEELE)

CAREER NOTES: Fourth-year player has started the last 22 games at quarterback for the Spartans (19-3 record; 13-1 vs. Big Ten opponents; 12-1 Big Ten games) . . . has thrown touchdown passes in each of his last 16 games, which is tied for a school record, along with Kirk Cousins and Drew Stanton . . . won 11 straight games as the starting QB for the Spartans from Oct. 5, 2013, to Aug. 29, 2014, which is the second-longest streak in school history (Al Dorow, 15 in 1950-51) . . . in 26 career games, has completed 59 percent of his passes (377-of-640) for 5,075 yards, 42 touchdowns and 12 interceptions . . . ranks among MSU's all-time leaders in passing efficiency (third with 143.4 rating), 300-yard passing games (tied for third with five), 200-yard passing games (fourth with 14), passing touchdowns (tied for sixth with 42), total offense (seventh with 5,207 yards), passing yards (eighth with 5,075), pass completions (ninth with 377), and pass completion percentage (ninth at .589) . . . ranks 24th among all active NCAA FBS quarterbacks in passing efficiency (143.4 rating) . . . tied for second in an MSU single season with 22 touchdowns in 2013 . . . named Rose Bowl Game Offensive MVP (332 passing yards and two TDs vs. No. 5 Stanford) and Big Ten Championship Game Most Outstanding Player (304 passing yards and three TDs vs. No. 2 Ohio State).

2014 SEASON (JUNIOR): Named one of 20 semifinalists for the Maxwell Award (collegiate player of the year) and one of 16 semifinalists for the Davey O'Brien National Quarterback Award . . . Midseason All-Big Ten selection by ESPN.com and Phil Steele (first team) . . . ranks first in the Big Ten in passing (247.3 ypg.) . . . ranks fourth in the FBS in passing yards per completion (15.4) . . . ranks second in the Big Ten and eighth in the NCAA FBS in passing efficiency (158.3 rating) . . . also ranks among the Big Ten leaders in touchdown passes (second with 19), total offense (third with 253.9 ypg.) and completion percentage (fourth at .597) . . . also has two rushing TDs . . . threw for a career-high 358 yards on 25-of-45 throws in the loss to No. 14 Ohio State; the 358 yards were the fifth most in a single-game in MSU history and second most against Ohio State . . . fired two touchdown passes vs. OSU (15 yards to Keith Mumphery, 16 yards to Josiah Price) to tie a school record with 16 straight games with at least one touchdown pass; it marked Cook's fifth 300-yard passing game and 15th 200-yard passing game in his career . . . completed 12-of-22 throws for 227 yards and one TD in MSU's second straight win over Michigan . . . completed 24-of-32 passes for 332 yards, three touchdowns and one interception in the 56-17 victory at Indiana; was named a "Star of the Week" by The Manning Award . . . threw three touchdown passes and was 19-of-37 passing for 238 yards at Purdue . . . was 11-of-29 passing for 234 yards, one touchdown (55 yards to Tony Lippett) and one interception vs. No. 19 Nebraska . . . in limited action for the second straight game, threw two touchdown passes on 8-of-12 throws for 126 yards against Wyoming; also had a 1-yard TD run on fourth-and-goal during the game's first series . . . in limited action, completed 5-of-6 passes for 83 yards and two TDs vs. Eastern Michigan; also had three carries for 11 yards, including a 4-yard TD run against the Eagles . . . established career highs for completions (29) and pass attempts (47) while throwing for 343 yards at No. 3 Oregon; had two touchdowns and two interceptions against the Ducks . . . completed 12-of-13 passes (.923) for 285 yards and three touchdowns, including TD throws of 71 and 64 yards to Tony Lippett, in the season opener vs. Jacksonville State.

COOK'S CAREER HIGHS

- Pass attempts: 47, vs. Oregon (9/6/14)
- Pass completions: 29, vs. Oregon (9/6/14)
- Passing yards: 358, vs. Ohio State (11/8/14)
- Passing TDs: 4, vs. Youngstown State (9/14/13)

COOK IN THE BIG TEN STATS

- Passing: 1st (247.3 ypg.)
- Touchdown passes: 2nd (19)
- Passing yards per completion: 2nd (15.4)
- Passing efficiency: 2nd (158.3 rating)
- Total offense: 3rd (253.9 ypg.)
- Completion percentage: 4th (.597)

COOK IN THE MSU RECORD BOOK

- Passing efficiency: 3rd (143.4 rating)
- 300-yard games: T-3rd (5)
- 200-yard games: 4th (14)
- Touchdown passes: T-6th (42)
- Total offense: 7th (5,207 yards)
- Passing yards: 8th (5,075)
- Completions: 9th (377)
- Completion percentage: 9th (.589)

COOK'S STATISTICS

PASSING	G/GS	COMP	ATT	INT	PCT	YDS	YPG	TD	LG
2012	3/0	9	17	1	.529	94	31.3	1	15
2013	14/13	223	380	6	.587	2,755	196.8	22	87
2014	9/9	145	243	5	.597	2,226	247.3	19	71
Career	26/22	377	640	12	.589	5,075	195.2	42	87

RUSHING	NO.	YDS.	AVG.	TD	LG	YPG
2012	4	-3	-0.8	0	11	-1.0
2013	69	76	1.1	1	20	5.4
2014	31	59	1.9	2	13	6.6
Career	104	132	1.3	3	20	5.1

COOK'S TOP PASSING PERFORMANCES

Yds.	Opponent (Comp.-Att.)	Date
358	Ohio State (25-45)	11/8/14
343	Oregon (29-47)	9/6/14
332	Indiana (24-32)	10/18/14
332	Stanford (22-36)	1/1/14
304	Ohio State (24-40)	12/7/13
293	Northwestern (16-23)	11/23/13
285	Jacksonville State (12-13)	8/29/14
277	Iowa (25-44)	10/5/13
252	Michigan (18-33)	11/2/2013
238	Purdue (19-37)	10/11/14
235	Indiana (22-31)	10/12/13
234	Nebraska (11-29)	10/4/14
227	Michigan (12-22)	10/25/14
208	Illinois (15-16)	10/26/13
202	Youngstown State (15-22)	9/14/13

COOK'S GAME-BY-GAME STATISTICS

2014	Opponent	COMP	ATT	INT	PCT	YDS	TD	LG
	Jacksonville State	12	13	0	.923	285	3	71
	Oregon	29	47	2	.617	343	2	34
	Eastern Michigan	5	6	0	.833	83	2	23
	Wyoming	8	12	0	.667	126	2	25
	Nebraska	11	29	1	.379	234	1	55
	Purdue	19	37	1	.514	238	3	39
	Indiana	24	32	1	.750	332	3	67
	Michigan	12	22	0	.545	227	1	70
	Ohio State	25	45	0	.556	358	2	44
	Totals	145	243	5	.597	2,226	19	71

2014 SPARTAN FOOTBALL GAME NOTES



Demetrius 98 COOPER

DE | 6-5 | 246 | FR. | RS
CHICAGO, ILL.
PERCY L. JULIAN



Demetrius 7 COX

S | 6-1 | 200 | SO. | 1L
JEANNETTE, PA.
JEANNETTE

2014 SEASON (RED-SHIRT FRESHMAN): Second-year player listed as a back-up defensive end on the depth chart, behind Shilique Calhoun . . . has played in all nine games this season . . . has seven tackles on the season, including two for losses (14 yards) . . . has four quarterback hurries . . . tallied eight production points at Indiana; recovered a fumble and had a tackle against Hoosiers in the fourth quarter . . . had seven production points, tied for most among defensive lineman, vs. Wyoming . . . recorded a 5-yard tackle for loss and two QB hurries against Eastern Michigan . . . in his collegiate debut, recorded three tackles, including a 9-yard sack, in the season opener vs. Jacksonville State . . . named MSU's breakout player of the spring by ESPN.com . . . featured on Big Ten's All-Breakout Team for 2014 by BTN.com's Sean Merriman.

COOPER'S CAREER HIGHS

Tackles: 3, vs. Jacksonville State (8/29/14)
Tackles for loss: 1, twice (last vs. Eastern Michigan, 9/20/14)
Sacks: 1, vs. Jacksonville State (8/29/14)

COOPER'S STATISTICS

	G/GS	UT	AT	TM	TFL	SACKS	INT	PBU	FR	FF
2014	9/0	3	4	7	2-14	1-9	0-0	0	1-0	0

COOPER'S GAME-BY-GAME STATISTICS

2014	DEFENSE	UT	AT	TM	TFL	SACKS	INT	PBU	FR	FF
Jacksonville State	2	1	3	1-9	1-9	0-0	0	0	0	0
Oregon	0	1	1	0-0	0-0	0-0	0	0	0	0
Eastern Michigan	1	0	1	1-5	0-0	0-0	0	0	0	0
Wyoming	0	1	1	0-0	0-0	0-0	0	0	0	0
Nebraska	0	0	0	0-0	0-0	0-0	0	0	0	0
Purdue	0	0	0	0-0	0-0	0-0	0	0	0	0
Indiana	0	1	1	0-0	0-0	0-0	0	1-0	0	0
Michigan	0	0	0	0-0	0-0	0-0	0	0	0	0
Ohio State	0	0	0	0-0	0-0	0-0	0	0	0	0
Totals		3	4	7	2-14	1-9	0-0	0	1-0	0

CAREER NOTES: Third-year player listed as the back-up free safety on the depth chart . . . with the injury to linebacker Mylan Hicks, will see more action in MSU's nickel package . . . also sees action on special teams . . . has 19 tackles in 23 career games.

2014 SEASON (SOPHOMORE): Has 13 tackles . . . has played in all nine games . . . recorded a 14-yard sack vs. No. 14 Ohio State . . . tallied two stops vs. Wyoming . . . forced and recovered a fumble in the third quarter that led to a field goal vs. Eastern Michigan . . . collected a career-high four tackles in the season opener vs. Jacksonville State.

COX'S CAREER HIGHS

Tackles: 4, vs. Jacksonville State (8/29/14)
Tackles for loss: 1, vs. Ohio State (11/8/14)
Sacks: 1, vs. Ohio State (11/8/14)

COX'S STATISTICS

	G/GS	UT	AT	TM	TFL	SACKS	INT	PBU	FR	FF
2013	14/0	3	3	6	0-0	0-0	0-0	0	0	0
2014	9/0	10	3	13	1-14	1-14	0-0	0	1-0	1
Career	23/0	13	6	19	1-14	1-14	0-0	0	1-0	1

COX'S GAME-BY-GAME STATISTICS

2014	DEFENSE	UT	AT	TM	TFL	SACKS	INT	PBU	FR	FF
Jacksonville State	4	0	4	0-0	0-0	0-0	0-0	0	0-0	0
Oregon	1	1	2	0-0	0-0	0-0	0-0	0	0-0	0
Eastern Michigan	1	0	1	0-0	0-0	0-0	0-0	0	1-0	1
Wyoming	1	1	2	0-0	0-0	0-0	0-0	0	0-0	0
Nebraska	0	1	1	0-0	0-0	0-0	0-0	0	0-0	0
Purdue	1	0	1	0-0	0-0	0-0	0-0	0	0-0	0
Indiana	1	0	1	0-0	0-0	0-0	0-0	0	0-0	0
Michigan	0	0	0	0-0	0-0	0-0	0-0	0	0-0	0
Ohio State	1	0	1	1-14	1-14	0-0	0	0	0-0	0
Totals		10	3	13	1-14	1-14	0-0	0	1-0	1



2014 SPARTAN FOOTBALL GAME NOTES



Kevin **24**
CRONIN

K | 6-1 | 213 | SO. | SQ
TRAVERSE CITY, MICH.
TRAVERSE CITY WEST

CAREER NOTES: Second-year player is in in his first year as the starting kickoff specialist.

2014 SEASON (SOPHOMORE): Averaging 63.1 yards on kickoffs with 35 touchbacks . . . ranks among the NCAA FBS leaders in kickoffs (third with 70), touchbacks (tied for 10th with 35) and kickoff average (23rd at 63.1) . . . has been named Spartan Special Teams Player of the Week three times (Jacksonville State, Wyoming, Nebraska) . . . had five touchbacks on six kickoffs (62.2 avg.) vs. Michigan . . . produced five touchbacks in nine kickoffs at Indiana (62.3 avg.) . . . had four touchbacks on six kickoffs against No. 19 Nebraska . . . had five touchbacks on nine kickoffs against Wyoming . . . had a career-high nine touchbacks on 12 kickoffs against Eastern Michigan.

CAREER HIGHS

Kickoffs.....12, vs. Eastern Michigan (9/20/14)
Touchbacks.....9, vs. Eastern Michigan (9/20/14)

CRONIN'S STATISTICS

KICKOFFS	G	NO	YDS.	AVG.	TB	OB
2013	1	2	125	62.5	1	0
2014	9	70	4416	63.1	35	2
Career	10	72	4541	63.1	36	2



Ed **43**
DAVIS

LB | 6-3 | 242 | JR. | 2L
DETROIT, MICH.
SOUTHEASTERN

CAREER NOTES: Third-year player and two-year letterwinner is in his first season as the starting Sam linebacker, replacing three-year starter Denicos Allen . . . has 60 tackles, including 14.5 for losses (61 yards) and 10 sacks (45 yards), in 36 career games.

2014 SEASON (JUNIOR): Has seen action in all nine games, including eight starts at Sam linebacker . . . leads team with 151 production points . . . ranks fourth on the team with 38 tackles . . . has at least a half tackle for loss in eight of nine games . . . ranks second on the team and tied for seventh in the Big Ten with six sacks (25 yards) . . . tied for team lead and ranks tied for eighth in the Big Ten in tackles for loss (1.11 pg.; 10 for 37 yards) . . . tied a career high with six tackles, including two for losses (6 yards), in the win over Michigan . . . recorded a career-high six tackles, including a 1-yard sack, at Indiana; led Spartan linebackers with 16 production points against the Hoosiers . . . led the defense with 30 production points at Purdue; had five tackles, including 1.5 for losses (9 yards) and one sack (7 yards) against the Boilermakers . . . impressive all-around game in victory over No. 19 Nebraska with five tackles, including 1.5 for losses (3 yards) with a 2-yard sack; also forced a fumble on Nebraska's Ameer Abdullah at the MSU 7-yard line that helped prevent a Husker score . . . recorded a team-high 40 production points against the Cornhuskers. . . had three tackles, including a 2-yard sack, against Wyoming . . . collected a half sack (4 yards), two tackles and two QB hurries vs. Eastern Michigan . . . posted three tackles at No. 3 Oregon, including a half tackle for loss (2 yards) . . . in his first career start, had four tackles, including two for losses (10 yards) and 1.5 sacks (9 yards), in the season opener vs. Jacksonville State and was named Spartan Defensive Player of the Week.

DAVIS' CAREER HIGHS

Tackles: 6, twice (last vs. Michigan, 10/25/14)
Tackles for loss: 2.5, vs. Michigan (11/2/2013)
Sacks: 2.5, vs. Michigan (11/2/2013)

DAVIS IN THE BIG TEN STATS

Sacks: T-7th (0.67 pg; 6)
Tackles for loss: T-8th (1.11 pg; 10)

DAVIS' STATISTICS

	G/GS	UT	AT	TM	TFL	SACKS	INT	PBU	FR	FF
2012	13/0	0	5	5	0.5-4	0-0	0-0	0	0	0
2013	14/0	8	9	17	4-20	4-20	0-0	0	0	0
2014	9/8	19	19	38	10-37	6-25	0-0	1	0	1
Career	36/8	27	33	60	14.5-61	10-45	0-0	1	0	1

DAVIS' GAME-BY-GAME STATISTICS

2014	DEFENSE	UT	AT	TM	TFL	SACKS	INT	PBU	FR	FF
	Jacksonville State	1	3	4	2-10	1.5-9	0-0	0	0	0
	Oregon	1	2	3	0.5-2	0-0	0-0	0	0	0
	Eastern Michigan	1	1	2	0.5-4	0.5-4	0-0	0	0	0
	Wyoming	1	2	3	1-2	1-2	0-0	0	0	0
	Nebraska	2	3	5	1.5-3	1-2	0-0	0	0	1
	Purdue	3	2	5	1.5-9	1-7	0-0	1	0	0
	Indiana	5	1	6	1-1	1-1	0-0	0	0	0
	Michigan	4	2	6	2-6	0-0	0-0	0	0	0
	Ohio State	1	3	4	0-0	0-0	0-0	0	0	0
	Totals	19	19	38	10-37	6-25	0-0	1	0	1

2014 SPARTAN FOOTBALL GAME NOTES



Kurtis **27** DRUMMOND

S | 6-1 | 202 | SR-5 | 3L
MASURY, OHIO
HUBBARD

- INVITED TO SENIOR BOWL
- MIDSEASON ALL-AMERICAN (CBSSPORTS.COM, SECOND TEAM)

CAREER NOTES: Three-year letterwinner and co-captain has started a team-high 30 consecutive games at free safety . . . has 211 tackles and 27 passes defended (10 interceptions and 17 pass break-ups) in 48 career games . . . also has 12 tackles for loss (55 yards) . . . tied for 11th in MSU history with 10 career interceptions . . . ranks 17th (tied) among all active NCAA FBS leaders in interceptions (10) . . . first-team All-Big Ten selection by the coaches in 2013.

2014 SEASON (SENIOR): Named Midseason All-American by CBSSports.com (second team) . . . has collected a team-best 50 tackles . . . leads team with a career-high seven pass break-ups . . . ranks fourth on the team with 112 production points . . . tied for the team lead with two interceptions . . . recorded a career-high 11 tackles and a pass break-up vs. No. 14 Ohio State . . . led the Spartan secondary with 21 production points in the win over Michigan, including six tackles with a 4-yard loss and two pass break-ups . . . led team with seven tackles, including a 1-yard loss, and had a pass break-up at Purdue . . . recorded 21 production points in the win over No. 19 Nebraska with nine tackles, including a 5-yard loss, and a pass break-up . . . led the secondary with 17 production points against Wyoming (six tackles, 19-yard interception return) . . . made two tackles and recovered a fumble vs. Eastern Michigan . . . collected three solo stops at No. 3 Oregon . . . returned an interception 17 yards, broke up a pass, and collected four tackles in the season opener vs. Jacksonville State to record 23 production points.

DRUMMOND'S CAREER HIGHS

Tackles: 11, vs. Ohio State (11/8/14)
Tackles for loss: 2.5, vs. Nebraska (11/3/12)
Pass Break-ups: 2, twice (last vs. Michigan, 10/25/14)
Interceptions: 2, vs. Northwestern (11/23/13)
Sacks: 1, vs. Michigan (10/15/11)

DRUMMOND'S STATISTICS

	G/GS	UT	AT	TM	TFL	SACKS	INT	PBU	FR	FF
2011	12/0	9	8	17	1-10	1-10	2-34	0	0	1
2012	13/7	29	24	53	4.5-17	0-0	2-7	4	1	1
2013	14/14	49	42	91	3.5-18	0-0	4-55	6	0	1
2014	9/9	35	15	50	3-10	0-0	2-36	7	1	0
Career	48/30	122	89	211	12-55	1-10	10-132	17	2	3

DRUMMOND'S GAME-BY-GAME STATISTICS

2014	DEFENSE	UT	AT	TM	TFL	SACKS	INT	PBU	FR	FF
Jacksonville State	3	1	4	0-0	0-0	1-17	1	0	0	0
Oregon	3	0	3	0-0	0-0	0-0	0	0	0	0
Eastern Michigan	2	0	2	0-0	0-0	0-0	0	0	1	0
Wyoming	4	2	6	0-0	0-0	1-19	0	0	0	0
Nebraska	8	1	9	1-5	0-0	0-0	1	0	0	0
Purdue	7	0	7	1-1	0-0	0-0	1	0	0	0
Indiana	2	0	2	0-0	0-0	0-0	1	0	0	0
Michigan	2	4	6	1-4	0-0	0-0	2	0	0	0
Ohio State	4	7	11	0-0	0-0	0-0	1	0	0	0
Totals	35	15	50	3-10	0-0	2-36	7	1	0	0



Chris **23** FREY

LB | 6-2 | 220 | FR. | HS
UPPER ARLINGTON, OHIO
UPPER ARLINGTON

2014 SEASON (FRESHMAN): Has played in the first nine games at linebacker and on special teams . . . listed as a back-up at Star linebacker . . . has 15 tackles on the season . . . ranks tied for second on the team with five tackles on special teams . . . recovered a fumble on a punt return that led to a Spartan touchdown and had one tackle vs. No. 14 Ohio State . . . recorded two tackles at Purdue . . . tallied a season-best five tackles against Wyoming . . . led Spartan linebackers with 14 production points in the win over Eastern Michigan; posted two stops and a QB hurry against the Eagles . . . recorded three tackles in his collegiate debut in the season opener against Jacksonville State . . . enrolled at Michigan State on Jan. 6, 2014, for the beginning of the spring semester and participated in spring practice.

FREY'S CAREER HIGHS

Tackles: 5, vs. Wyoming (9/27/14)

FREY'S STATISTICS

	G/GS	UT	AT	TM	TFL	SACKS	INT	PBU	FR	FF
2014	9/0	5	10	15	0-0	0-0	0-0	0	1-0	0



Michael **4** GEIGER

K | 5-8 | 189 | SO. | 1L
TOLEDO, OHIO
OTTAWA HILLS

CAREER NOTES: Second-year player is in his second season as the starting place-kicker after a record-breaking freshman season . . . has made 23 of his 30 career field-goal attempts (.767) . . . ranks fourth in MSU history in field-goal percentage (.767), ninth in extra points (88) and 10th in field goals (23) . . . set an MSU single-season record as a true freshman by making 93.8 percent of his field-goal attempts (15-of-16), which ranked first in the Big Ten and tied for fourth in the NCAA FBS . . . Freshman All-American (FWAA).

2014 SEASON (SOPHOMORE): Is 8-of-14 on field-goal attempts (.571) and 52-of-52 on point-after attempts . . . ranks third in the Big Ten in kick scoring (8.4 ppg.) and seventh in scoring (8.4 ppg.) . . . already ranks tied for second in MSU single-season history with 52 extra points . . . tied for fourth in the FBS in extra points (52) . . . connected on a 40-yard field goal and made four PATs vs. No. 14 Ohio State . . . made all five PATs in the victory over Michigan . . . went 8-for-8 in PATs at Indiana . . . made all six of his PATs and was 1-of-2 on field goals (made 42 yarder, missed 44 yarder) at Purdue . . . was 2-of-3 on field-goal attempts (made 28 and 27 yarders, missed 36 yarder) and made three PATs vs. No. 19 Nebraska . . . had seven PATs against Wyoming . . . tied a school record with 10 extra points vs. Eastern Michigan; also made a 30-yard field goal against the Eagles . . . connected on both of his field-goal attempts at No. 3 Oregon (42 and 34 yards); also had three PATs . . . had his streak of 13 consecutive field goals made snapped as he missed 41-yard attempt in the first quarter against Jacksonville State; made a 35-yard attempt in the second quarter . . . had six PATs against the Gamecocks.



2014 SPARTAN FOOTBALL GAME NOTES

GEIGER'S CAREER HIGHS

Extra Points Made..... 10, vs. Eastern Michigan (9/20/14)
 Extra Points Att..... 10, vs. Eastern Michigan (9/20/14)
 Field Goals Made..... 4, vs. Iowa (10/5/13)
 Field Goals Att..... 5, vs. Iowa (10/5/13)
 Points..... 14, vs. Iowa (10/5/13)
 Field Goal..... 49, vs. Iowa (10/5/13)

GEIGER'S STATISTICS

SCORING	PAT (Pct.)	FG (Pct.)	PTS	LG
2013	36-38 (.947)	15-16 (.938)	81	49
2014	52-52 (1.000)	8-14 (.571)	76	42
Career	88-90 (.978)	23-30 (.767)	157	49

FGBREAKDOWN	-20	20-29	30-39	40-49	50+	Total
2013	0-0	3-3	4-5	8-8	0-0	15-16
2014	0-0	2-2	3-6	3-6	0-0	8-14
Career	0-0	5-5	7-11	11-14	0-0	23-30

GEIGER'S GAME-BY-GAME STATISTICS

2014	OPPONENT	PATs	FGs	LG	PTS
	Jacksonville State	6-6	1-2	35	9
	Oregon	3-3	2-2	42	9
	Eastern Michigan	10-10	1-1	30	13
	Wyoming	7-7	0-0	0	7
	Nebraska	3-3	2-3	28	9
	Purdue	6-6	1-2	42	9
	Indiana	8-8	0-1	-	8
	Michigan	5-5	0-1	-	5
	Ohio State	4-4	1-2	40	7
	Totals	52-52	8-14	42	76



Darien HARRIS

45

LB | 6-0 | 231 | JR. | 2L
 SILVER SPRING, MD.
 DEMATHA CATHOLIC

CAREER NOTES: Fourth-year player and two-year letterwinner is in his first season as the starting Star linebacker . . . has collected 53 tackles in 36 career games.

2014 SEASON (JUNIOR): Has started eight of nine games at Star linebacker . . . ranks fifth on the team with 37 tackles . . . ranks sixth on the team with 86 production points . . . posted five stops vs. No. 14 Ohio State . . . tied a career best with seven tackles, including a 1-yard loss, in the victory over Michigan . . . tied for second on the team with 24 production points at Purdue; recorded six tackles, including a 2-yard loss, and his 15-yard interception return for a touchdown with 1:22 left sealed the win for MSU . . . led team with 19 production points against Wyoming (career-high seven tackles, forced fumble, fumble recovery) . . . had three stops at No. 3 Oregon . . . led the Spartans with five tackles in the season opener against Jacksonville State, including a half sack (5 yards) and a QB hurry . . . named the fourth game captain vs. Jacksonville State.

HARRIS' CAREER HIGHS

Tackles: 7, twice (last vs. Michigan, 10/25/14)
 Tackles for loss: 1, twice (last vs. Michigan, 10/25/14)
 Sacks: 0.5, vs. Jacksonville State, 8/29/14
 Interceptions: 1, vs. Purdue, 10/11/14

HARRIS' STATISTICS

	G/GS	UT	AT	TM	TFL	SACKS	INT	PBU	FR	FF
2012	13/0	1	3	4	0-0	0-0	0-0	0	0-0	0
2013	14/0	4	8	12	0.5-0	0-0	0-0	0	0-0	0
2014	9/8	18	19	37	2.5-7	0.5-4	1-15	0	1-0	1
Career	36/8	23	30	53	3-7	0.5-4	1-15	0	1-0	1

HARRIS' GAME-BY-GAME STATISTICS

2014	DEFENSE	UT	AT	TM	TFL	SACKS	INT	PBU	FR	FF
	Jacksonville State	2	3	5	0.5-4	0.5-4	0-0	0	0	0
	Oregon	2	1	3	0-0	0-0	0-0	0	0	0
	Eastern Michigan	0	0	0	0-0	0-0	0-0	0	0	0
	Wyoming	3	4	7	0-0	0-0	0-0	0	1-0	1
	Nebraska	2	1	3	0-0	0-0	0-0	0	0	0
	Purdue	4	2	6	1-2	0-0	1-15	0	0	0
	Indiana	1	0	1	0-0	0-0	0-0	0	0	0
	Michigan	2	5	7	1-1	0-0	0-0	0	0	0
	Ohio State	2	3	5	0-0	0-0	0-0	0	0	0
	Totals	18	19	37	2.5-7	0.5-4	1-15	0	1-0	1



Andrew GLEICHERT 84

TE | 6-5 | 264 | SR.-5 | 2L
 ANN ARBOR, MICH.
 HURON

CAREER NOTES: Fifth-year senior listed as a co-starter at tight end on the depth chart . . . also sees action at fullback . . . two-year letterwinner has seven career receptions for 57 yards (8.1 avg.) in 30 games . . . has played in six games (sat out the Eastern Michigan, Wyoming and Nebraska games with a calf injury) and has two starts (Michigan, Ohio State) . . . started against Michigan and was named the Spartan Offensive Lineman of the Week for his role in helping the Spartans defeat the Wolverines . . . returned to action at Purdue.

GLEICHERT'S CAREER HIGHS

Catches: 1, seven times (last vs. Stanford, 1/1/14)
 Receiving Yards: 18, vs. Michigan (11/2/13)
 TD Catches: 1, vs. Purdue (10/19/13)

GLEICHERT'S STATISTICS

RECEIVING	G/GS	NO.	YDS.	AVG.	TD	LG	YPG
2011	3/0	0	0	0.0	0	0	0.0
2012	8/2	1	8	8.0	0	0	1.0
2013	13/3	6	49	8.2	1	18	3.8
2014	6/2	0	0	0.0	0	0.0	0.0
Career	30/7	7	57	8.1	1	18	1.9

2014 SPARTAN FOOTBALL GAME NOTES



Joel
HEATH **92**

DL | 6-6 | 285 | JR. | 1L
CINCINNATI, OHIO
MOUNT HEALTHY

CAREER NOTES: Fourth-year player is in his first season as the starting defensive tackle . . . has seen action in 23 career games . . . made the transition from defensive end to defensive tackle during bowl practices last season.

2014 SEASON (JUNIOR): Has started all nine games at defensive tackle . . . has collected 18 tackles . . . leads Spartan defensive tackles with 54 production points . . . had three tackles, including a half sack (4 yards), vs. No. 14 Ohio State . . . totaled 10 production points at Purdue, including two QB hits and a solo tackle . . . tallied 13 production points in the win over No. 19 Nebraska (three tackles, including a half tackle for loss, and two quarterback hurries) . . . recorded a career-high four tackles, including a half sack (3 yards), at No. 3 Oregon . . . collected three tackles, including a half tackle for loss, in his first career start in the season opener vs. Jacksonville State.

HEATH'S CAREER HIGHS

Tackles: 4, vs. Oregon (9/6/14)
Tackles for loss: 0.5, four times (last vs. Ohio State, 11/8/14)
Sacks: 0.5, twice (last vs. Ohio State, 11/8/14)

HEATH'S STATISTICS

	G/GS	UT	AT	TM	TFL	SACKS	INT	PBU	FR	FF
2012	5/0	0	0	0	0-0	0-0	0-0	0	0-0	0
2013	9/0	0	0	0	0-0	0-0	0-0	1	0-0	0
2014	9/9	6	12	18	2-8	1-7	0-0	0	0-0	0
Career	23/9	6	12	18	2-8	1-7	0-0	1	0-0	0

HEATH'S GAME-BY-GAME STATISTICS

2014	DEFENSE	UT	AT	TM	TFL	SACKS	INT	PBU	FR	FF
Jacksonville State	0	3	3	3	0.5-1	0-0	0-0	0	0	0
Oregon	1	3	4	4	0.5-3	0.5-3	0-0	0	0	0
Eastern Michigan	1	0	1	1	0-0	0-0	0-0	0	0	0
Wyoming	0	1	1	1	0-0	0-0	0-0	0	0	0
Nebraska	2	1	3	3	0.5-0	0-0	0-0	0	0	0
Purdue	1	0	1	1	0-0	0-0	0-0	0	0	0
Indiana	0	1	1	1	0-0	0-0	0-0	0	0	0
Michigan	1	0	1	1	0-0	0-0	0-0	0	0	0
Ohio State	0	3	3	3	0.5-4	0.5-4	0-0	0	0	0
Totals	6	12	18	18	2-8	1-7	0-0	0	0	0



Darian
HICKS **2**

CB | 5-10 | 180 | SO. | 1L
SOLON, OHIO
SOLON

CAREER NOTES: Promising second-year player is in his first year as the starting field corner . . . has 24 tackles in 23 career games . . . earned a letter as a true freshman, primarily playing on special teams . . . was one of four Spartan true freshmen to play in 2013.

2014 SEASON (SOPHOMORE): Has started all nine games at field corner . . . has collected 22 tackles . . . has three pass break-ups . . . collected a career-high eight tackles vs. No. 14 Ohio State . . . recorded a career-best two pass break-ups in the win over Michigan . . . had two tackles at Indiana, including a 3-yard loss . . . collected four tackles at Purdue . . . posted two stops in win over No. 19 Nebraska . . . tallied three tackles at No. 3 Oregon . . . recorded an interception, pass break-up and one tackle in his first career start vs. Jacksonville State in the season opener.

HICKS' CAREER HIGHS

Tackles: 8, vs. Ohio State (11/8/14)
Tackles for loss: 1, vs. Indiana (10/18/14)
Pass break-ups: 2, vs. Michigan (10/25/14)
Interceptions: 1, vs. Jacksonville State, 8/29/14

HICKS' STATISTICS

	G/GS	UT	AT	TM	TFL	SACKS	INT	PBU	FR	FF
2013	14/0	2	0	2	0-0	0-0	0-0	0	0-0	0
2014	9/9	16	6	22	1-3	0-0	1-0	3	0-0	0
Career	23/9	18	6	24	1-3	0-0	1-0	3	0-0	0

HICKS' GAME-BY-GAME STATISTICS

2014	DEFENSE	UT	AT	TM	TFL	SACKS	INT	PBU	FR	FF
Jacksonville State	1	0	1	1	0-0	0-0	1-0	1	0	0
Oregon	2	1	3	3	0-0	0-0	0-0	0	0	0
Eastern Michigan	1	0	1	1	0-0	0-0	0-0	0	0	0
Wyoming	1	0	1	1	0-0	0-0	0-0	0	0	0
Nebraska	1	1	2	2	0-0	0-0	0-0	0	0	0
Purdue	4	0	4	4	0-0	0-0	0-0	0	0	0
Indiana	2	0	2	2	1-3	0-0	0-0	0	0	0
Michigan	0	0	0	0	0-0	0-0	0-0	2	0	0
Ohio State	4	4	8	8	0-0	0-0	0-0	0	0	0
Totals	16	6	22	22	1-3	0-0	1-0	3	0	0



2014 SPARTAN FOOTBALL GAME NOTES



Mylan HICKS

6

LB | 5-11 | 197 | SR.-5 | 2L
DETROIT, MICH.
RENAISSANCE

CAREER NOTES: Fifth-year senior suffered a broken arm in the Nebraska game and has missed the last four games . . . expected to return to action for the Maryland game . . . two-year letterwinner has recorded 20 tackles in 28 career games . . . made the move from safety to linebacker during the 2013 season.

2014 SEASON (SENIOR): Has 12 tackles and two pass break-ups on the season . . . posted three stops, including a 5-yard sack, against Wyoming . . . tied a career high with three tackles and a pass break-up at No. 3 Oregon in his first career start . . . collected a career-high three tackles in the season opener vs. Jacksonville State.

HICKS' CAREER HIGHS

Tackles: 3, three times (last vs. Wyoming, 9/27/14)
Tackles for loss: 1, vs. Wyoming (9/27/14)
Sacks: 1, vs. Wyoming (9/27/14)
Pass Break-ups: 1, twice (last vs. Eastern Michigan, 9/20/14)

HICKS' STATISTICS

	G/GS	UT	AT	TM	TFL	SACKS	INT	PBU	FR	FF
2011	1/0	1	0	1	0-0	0-0	0-0	0	0-0	0
2012	8/0	2	2	4	0-0	0-0	0-0	0	0-0	0
2013	14/0	1	2	3	0-0	0-0	0-0	0	0-0	0
2014	5/1	6	6	12	1-5	1-5	0-0	2	0-0	0
Career	28/1	10	10	20	1-5	1-5	0-0	2	0-0	0

HICKS' GAME-BY-GAME STATISTICS

2014	DEFENSE	UT	AT	TM	TFL	SACKS	INT	PBU	FR	FF
Jacksonville State	0	3	3	0-0	0-0	0-0	0-0	0	0	0
Oregon	3	0	3	0-0	0-0	0-0	0-0	1	0	0
Eastern Michigan	1	0	1	0-0	0-0	0-0	0-0	1	0	0
Wyoming	2	1	3	1-5	1-5	0-0	0-0	0	0	0
Nebraska	0	2	2	0-0	0-0	0-0	0-0	0	0	0
Purdue					-DNP-INJURED-					
Indiana					-DNP-INJURED-					
Michigan					-DNP-INJURED-					
Maryland					-DNP-INJURED-					
Totals		6	6	12	1-5	1-5	0-0	2	0	0



Nick HILL

20

RB | 5-8 | 196 | SR.-5 | 3L
CHELSEA, MICH.
CHELSEA

CAREER NOTES: Fifth-year senior will see his share of carries at tailback . . . three-year letterwinner has rushed for 986 yards and eight touchdowns on 200 carries (4.9 avg.) in 49 career games. . . . was the team's primary kick returner in 2011 and 2012 . . . ranks third in MSU history in kickoff return yards (1,764).

2014 SEASON (SENIOR): Ranks second on the team in rushing with a career-high 479 yards on 82 carries (53.2 ypg.) . . . has rushed for a career-best six touchdowns in 2014, which ranks second on the team . . . set career highs in carries (16) and rushing yards (178) at Indiana; busted out for a career-long 76-yard TD run in the fourth quarter in the 56-17 win over the Hoosiers . . . recorded 72 yards rushing on nine carries (8.0 avg.) and tied his career high with two rushing TDs at Purdue; had a 37-yard gain in the third quarter . . . had nine carries for 30 yards in win over No. 19 Nebraska . . . collected 71 yards rushing on 10 carries (7.1 avg.) against Wyoming . . . recorded 58 yards rushing, including a 4-yard touchdown run, on 14 carries against Eastern Michigan . . . rushed for a career-high two touchdowns (17 yards and 8 yards) and had 42 yards on 11 carries in the season opener against Jacksonville State.

HILL'S CAREER HIGHS

Carries: 16, vs. Indiana (10/18/14)
Rushing Yards: 178, vs. Indiana (10/18/14)
Rushing Touchdowns: 2, twice (last vs. Purdue, 10/11/14)
Kick Return Yards: 129, vs. Notre Dame (9/17/11)
Kickoff Return: 67, vs. Indiana (11/19/11)
Punt Return Yards: 31, vs. Central Michigan (9/8/12)
Punt Return: 31, vs. Central Michigan (9/8/12)
All-Purpose Yards: 144, vs. Youngstown State (9/14/13)

HILL'S STATISTICS

RUSHING	G/GS	ATT	YDS.	AVG.	TD	LG	YPG
2010	1/0	1	2	2.0	0	2	2.0
2011	14/0	29	113	3.9	0	18	8.1
2012	13/0	21	48	2.3	1	21	3.7
2013	12/1	67	344	5.1	1	35	28.7
2014	9/0	82	479	5.8	6	76	53.2
Career	49/1	200	986	4.9	8	76	20.1

KICKOFF RETURNS

	ATT	YDS.	AVG.	TD	LG
2011	38	999	26.3	0	67
2012	31	670	21.6	0	34
2013	5	95	19.0	0	27
2014	0	0	0.0	0	0
Career	74	1764	23.8	0	67

PUNT RETURNS

	ATT	YDS.	AVG.	TD	LG
2011	5	17	3.4	0	8
2012	8	71	8.9	0	31
2013	1	18	18.0	0	18
2014	0	0	0.0	0	0
Career	14	106	7.6	0	31

HILL'S GAME-BY-GAME STATISTICS

2014	RUSHING	ATT	YDS.	TD	LG
Jacksonville State	11	42	2	17	
Oregon	7	14	0	8	
Eastern Michigan	14	58	1	8	
Wyoming	10	71	0	20	
Nebraska	9	30	0	6	
Purdue	9	72	2	37	
Indiana	16	178	1	76	
Michigan	3	17	0	9	
Ohio State	3	-3	0	3	
Totals	82	479	6	76	

2014 SPARTAN FOOTBALL GAME NOTES



Travis JACKSON 63

OL | 6-4 | 291 | SR.-5 | 3L
NEW ALBANY, OHIO
ST. FRANCIS DESALES

CAREER NOTES: Fifth-year senior and three-year letterwinner has played in 37 career games, including 27 starting assignments (18 at center, eight at left guard, one at right guard) . . . elected a co-captain by his teammates.

2014 SEASON (SENIOR): Has started all nine games (eight at left guard, one at center vs. Wyoming) . . . has 44.5 knockdowns for the season . . . has played 558 snaps, second most among Spartan offensive linemen . . . compiled 9.5 knockdowns, including three dominators, in the win over Michigan . . . named Spartan Offensive Lineman of the Week at Indiana after recording 7.5 knockdowns and MSU rushed for 330 yards while giving up just one sack . . . tallied seven knockdowns against Wyoming while starting at center in place of injured starter Jack Allen . . . recorded five knockdowns at No. 3 Oregon, including two dominators . . . started his first career game at left guard in the season opener vs. Jacksonville State; played 48 snaps and totaled three knockdowns against the Gamecocks before being forced to leave the game with an injury.

TAIWAN JONES' STATISTICS

	G/GS	UT	AT	TM	TFL	SACKS	INT	PBU	FR	FF
2011	14/0	3	15	18	0.5-4	0.5-4	0-0	1	0-0	0
2012	13/4	19	19	38	5.5-26	1-8	0-0	3	0-0	0
2013	14/13	38	29	67	7-16	0-0	0-0	0	0-0	0
2014	9/9	23	20	43	9.5-35	4-19	1-0	1	1-0	0
Career	50/26	83	83	166	22.5-81	5.5-31	1-0	5	1-0	0

TAIWAN JONES' GAME-BY-GAME STATISTICS

2014	Opponent	UT	AT	TM	TFL	SACKS	INT	PBU	FR	FF
	Jacksonville State	1	1	2	0.5-0	0-0	0-0	0	0	0
	Oregon	2	3	5	1-2	0-0	0-0	0	0	0
	Eastern Michigan	0	1	1	0-0	0-0	0-0	0	0	0
	Wyoming	1	2	3	1-6	1-6	0-0	0	1-0	0
	Nebraska	6	4	10	3-8	1-4	0-0	0	0	0
	Purdue	2	2	4	0.5-1	0-0	0-0	0	0	0
	Indiana	3	2	5	1.5-3	1-1	0-0	0	0	0
	Michigan	7	1	8	2-15	1-8	1-0	1	0	0
	Ohio State	1	4	5	0-0	0-0	0-0	0	0	0
	Totals	23	20	43	9.5-35	4-19	1-0	1	1-0	0



Taiwan JONES 34

LB | 6-3 | 252 | SR. | 3L
NEW BALTIMORE, MICH.
ANCHOR BAY

CAREER NOTES: Three-year letterwinner is in his third year as a starting linebacker, his first at Mike (middle) linebacker . . . has 26 career starts (17 at Star linebacker, nine at Mike linebacker) . . . has 166 tackles, including 22.5 for losses (81 yards), in 50 career games.

2014 SEASON (SENIOR): Ranks second on the team with 142 production points . . . ranks third on the team with 43 tackles, including a career-best 9.5 for losses (35 yards) and four sacks (19 yards) . . . led team with eight tackles, including two tackles for loss (15 yards) and an 8-yard sack, to go along with his first career interception in the victory over Michigan . . . compiled a team-best 36 production points against the Wolverines . . . posted five tackles, including 1.5 for losses (3 yards) and one sack (1 yard), in win at Indiana . . . tied a career high with 10 tackles and set a career high with three tackles for loss (8 yards), including a sack (4 yards), while recording 29 production points in the victory over No. 19 Nebraska . . . tallied 12 production points vs. Wyoming (three tackles, including a 6-yard sack, to go along with a fumble recovery) . . . named the fourth game captain vs. Wyoming . . . recorded 13 production points against Eastern Michigan in addition to one tackle and one QB hurry . . . had five stops at No. 3 Oregon, including a 2-yard loss . . . recorded two tackles in his first career start at middle linebacker against Jacksonville State in the season opener.

TAIWAN JONES' CAREER HIGHS

Tackles: 10, twice (last vs. Nebraska, 10/4/14)

Tackles for loss: 3, vs. Nebraska (10/4/14)

Sacks: 1, five times (last vs. Michigan, 10/25/14)

Pass Break-ups: 1, five times



Kodi KIELER 79

OL | 6-6 | 304 | SO. | 1L
ROCKWOOD, MICH.
CARLSON

2014 SEASON (SOPHOMORE): Third-year player is listed as a possible starter at right tackle on the depth chart . . . moved into a starting role after right guard Connor Kruse suffered an injury in the second preseason scrimmage, moving Donavon Clark from right tackle to right guard . . . has played in 23 career games . . . has seen action in all nine games; has started six games at right tackle . . . has collected 44.5 knockdowns for the season . . . ranks fourth on the offensive line with 509 snaps . . . matched his career high with seven knockdowns in 80 snaps in win at Indiana as MSU rushed for 330 yards . . . although he didn't start, was named the Spartan Offensive Lineman of the Week at Purdue after collecting six knockdowns in 44 snaps . . . posted the highest grade among Spartan offensive linemen in the Nebraska game and recorded three knockdowns . . . had 6.5 knockdowns vs. Wyoming, including a team-best two dominators, as the Spartans rushed for 338 yards against the Cowboys . . . recorded five knockdowns in the win over Eastern Michigan as the Spartans rushed for 336 yards and didn't allow a sack . . . produced seven knockdowns in his first career start at right tackle in the season opener vs. Jacksonville State, as MSU rolled up 565 total yards.



2014 SPARTAN FOOTBALL GAME NOTES



Macgarrett **3** KINGS JR.

WR | 5-10 | 186 | JR. | 2L
FORT LAUDERDALE, FLA.
UNIVERSITY SCHOOL

CAREER NOTES: Two-year letterwinner has 68 catches for 767 yards (11.3 avg.) in 31 career games, including four starts . . . is a regular in the playing rotation at flanker . . . also the team's starting punt returner for the second straight season; ranks 17th in MSU history with 311 punt return yards (8.2 avg.) . . . also has 64 rushing yards on 12 carries (5.3 avg.).

2014 SEASON (JUNIOR): Ranks tied for second on the team with 21 receptions for 229 yards (10.9 avg.) . . . has 57 rushing yards on eight carries (7.1 avg.) . . . ranks eighth in the Big Ten in punt returns (18 for 105 yards; 5.8 avg.) . . . led team with 79 receiving yards on five catches vs. No. 14 Ohio State . . . hauled in a career-best six catches for 59 yards, including a 14-yard TD reception, at Indiana, to earn Spartan Offensive Player of the Week honors . . . had a 15-yard punt return and caught two passes for 6 yards at Purdue . . . had 57 all-purpose yards in the win over No. 19 Nebraska (two catches for 38 yards; four punt returns for 19 yards); his 19-yard punt return early in the second quarter to the Husker 31-yard line set up MSU's second touchdown of the game . . . totaled a season-high 108 all-purpose yards in the win over Eastern Michigan (two carries for 36 yards; two punt returns for 54 yards; one catch for 18 yards), including a career-long 43-yard punt return; named Spartan Special Teams Player of the Week . . . had two catches for 20 yards at No. 3 Oregon . . . collected 29 all-purpose yards in the season opener vs. Jacksonville State (one rush for 17 yards, one catch for 1 yard; two punt returns for 11 yards). before leaving the game in the second half with an injury.

KINGS' CAREER HIGHS

Catches: 6, vs. Indiana (10/18/14)
Receiving Yards: 94, vs. Iowa (10/5/13)
TD Catches: 1, four times (last vs. Indiana, 10/18/14)
Punt Return Yards: 54, vs. Eastern Michigan (9/20/14)
Punt Return: 43, vs. Eastern Michigan (9/20/14)
All-Purpose Yards: 147, vs. Iowa (10/5/13)

KINGS' STATISTICS

RECEIVING	G/GS	NO.	YDS.	AVG.	TD	LG	YPG
2012	8/0	4	25	6.2	0	10	3.1
2013	14/3	43	513	11.9	3	48	36.6
2014	9/1	21	229	10.9	1	29	25.4
Career	31/4	68	767	11.3	4	48	24.7

RUSHING	ATT	YDS.	AVG.	TD	LG	YPG
2012	1	1	1.0	0	1	0.1
2013	3	6	2.0	0	7	0.4
2014	8	57	7.1	0	23	6.3
Career	12	64	5.3	0	23	2.1

PUNT RETURNS	ATT	YDS.	AVG.	TD	LG
2013	20	206	10.3	0	30
2014	18	105	5.8	0	43
Career	38	311	8.2	0	43

KINGS' GAME-BY-GAME STATISTICS

2014	RECEIVING	NO.	YDS	TD	LG
Jacksonville State		1	1	0	1
Oregon		2	20	0	17
Eastern Michigan		1	18	0	18
Wyoming		0	0	0	0
Nebraska		2	38	0	29
Purdue		2	6	0	4
Indiana		6	59	1	17
Michigan		2	8	0	9
Ohio State		5	79	0	18
Totals		21	229	1	29



Damon **93** KNOX

DT | 6-5 | 280 | JR. | 1L
MUSKEGON, MICH.
MUSKEGON

CAREER NOTES: Fourth-year player has played in 21 career games . . . listed as a back-up defensive tackle on the depth chart, behind Joel Heath . . . has 26 career tackles . . . earned his first letter in 2013 after recording 22 tackles, including 2.5 for losses, in 14 games, including two starts.

2014 SEASON (JUNIOR): Has seen action in all five Big Ten games . . . has two tackles . . . missed all of preseason camp and the first four games of the season with a back injury . . . recorded a tackle in the Big Ten opener vs. No. 19 Nebraska.

KNOX'S CAREER HIGHS

Tackles: 4, vs. Minnesota (11/30/13)
Tackles for loss: 1, twice (last vs. Nebraska, 11/16/13)
Sacks: 1, vs. Purdue (10/19/13)
Pass Break-ups: 1, vs. Youngstown State (9/14/13)

KNOX'S STATISTICS

	G/GS	UT	AT	TM	TFL	SACKS	INT	PBU	FR	FF
2012	2/0	0	2	2	0-0	0-0	0-0	0	0	0
2013	14/2	9	13	22	2.5-15	1-7	0-0	1	0	0
2014	5/0	0	2	2	0-0	0-0	0-0	0	0	0
Career	21/2	9	17	26	2.5-15	1-7	0-0	1	0	0



Connor **54** KRUSE

OL | 6-5 | 325 | SR.-5 | 2L
LOWELL, MICH.
LOWELL

CAREER NOTES: Fifth-year senior and two-year letterwinner can play any position on the offensive line . . . currently listed on the depth chart as the starter at right guard and a back-up at center . . . has seen action in 34 career games . . . saw regular playing time in the rotation at offensive line in 2013.

2014 SEASON (SENIOR): Has played in six games, including four starts (right guard vs. Purdue, Michigan and Ohio State; center vs. Indiana) . . . has 47 knockdowns on the season . . . tied a team high by playing 70 snaps in the win over Michigan while recording a career-best 11.5 knockdowns . . . started at center in place of Jack Allen at Indiana and recorded 10 knockdowns while playing a season-high 80 snaps . . . started his first career game as the right guard at Purdue; played 64 snaps and ranked second on the team with seven knockdowns, including two dominators . . . named the fourth game captain vs. Purdue . . . played 48 snaps vs. No. 19 Nebraska and recorded 7.5 knockdowns . . . entered preseason camp as the starter at right guard, but suffered an injury in the second preseason scrimmage and missed the first three games . . . returned to action for the Wyoming game and recorded four knockdowns while playing 22 snaps at center and guard.

2014 SPARTAN FOOTBALL GAME NOTES



Jeremy **33** LANGFORD

RB | 6-1 | 208 | SR-5 | 3L
WAYNE, MICH.
JOHN GLENN

• MIDSEASON ALL-BIG TEN (PHIL STEELE, SECOND TEAM)

CAREER NOTES: Fifth-year senior is in his second season as the starting tailback . . . three-year letterwinner has rushed for 2,423 yards on 479 carries (5.1 avg.) with 31 touchdowns in his career . . . has appeared in 46 career games, including 23 consecutive starts at tailback . . . has 14 career 100-yard rushing games, tied for sixth most in MSU history . . . has rushed for more than 100 yards in 12 straight Big Ten games and 13 consecutive games against Big Ten opponents; his 12 consecutive 100-yard rushing performances in Big Ten regular-season games is a school record; it's also the longest active 100-yard streak in the FBS for regular-season conference games and tied for the longest streak in the last 10 seasons (Arizona's Ka'Deem Carey) . . . entered the program as a running back, but also spent time at cornerback and wide receiver during his career . . . started all 14 games at tailback during a breakout season in 2013 . . . led the team in rushing yards (1,422), carries (292), total touchdowns (19), rushing touchdowns (18), scoring (114 points) and all-purpose yards (1,579) . . . rushed for more than 100 yards in a school-record eight-straight games (Indiana, Purdue, Illinois, Michigan, Nebraska, Northwestern, Minnesota, Ohio State) . . . led Big Ten and ranked tied for eighth in the NCAA FBS with 18 rushing touchdowns in 2013 . . . ranks among MSU's all-time leaders in 100-yard rushing games (tied for sixth with 14), rushing touchdowns (seventh with 31), total touchdowns (seventh with 33), rushing yards (11th with 2,423) and carries (13th with 479) . . . has scored the most rushing touchdowns (31) in a two-season span in school history (previous record: Blake Ezor with 30 in 1988-89).

2014 SEASON (SENIOR): Has rushed for 100 yards in six straight games . . . Mid-season All-Big Ten selection by Phil Steele (second team) . . . leads team and ranks fifth in the Big Ten in rushing, averaging 108.7 ypg. . . has totaled 978 rushing yards on 178 carries (5.5 avg.) . . . also leads team in all-purpose yards (1,030; 114.4 ypg.) and scoring (78 points; 8.7 ppg.) . . . ranks 10th in the FBS in rushing TDs (13) and 20th in rushing (108.7 ypg.) . . . also ranks among the Big Ten leaders in rushing TDs (fourth with 13), carries (fifth with 178), scoring (fifth with 8.7 ppg.) and all-purpose yards (eighth with 114.4 ypg.) . . . has 11 rushes of 20-plus yards . . . looking to become the first Spartan to record back-to-back 1,000-yard rushing seasons since Javon Ringer in 2007-08 . . . for the third consecutive game, recorded three rushing touchdowns, scoring on a pair of 1-yard runs and also a 33-yarder vs. No. 14 Ohio State; compiled his 13th-straight 100-yard rushing game against a Big Ten opponent with 137 yards on 18 attempts (7.6 avg.) against the Buckeyes . . . also had 152 all-purpose yards vs. OSU . . . posted career highs in rushing yards (177) and carries (35) while tying a career best with three rushing TDs in the win over Michigan . . . on MSU's final drive against the Wolverines late in the fourth quarter, Langford rushed seven straight times for 48 yards, capped by a 5-yard TD run, to give MSU a 35-11 lead . . . recorded 109 rushing yards on 21 carries, including three touchdowns (runs of 32, 8 and 12 yards), at Indiana . . . rushed 13 times for 104 yards (8.0 avg.) at Purdue . . . had 29 carries for 111 yards and a touchdown against No. 19 Nebraska; his 31-yard TD run early in the second quarter gave MSU a 14-0 lead over the Huskers . . . delivered his first 100-yard rushing game of the season with 137 yards on 16 carries, including a 29-yard touchdown run, against Wyoming . . . rushed for 60 yards on just nine carries (6.7 avg.), including a 21-yard TD run, vs. Eastern Michigan . . . had 86 yards rushing on 24 carries (3.6 avg.), including a 16-yard TD run, at No. 3 Oregon . . . rushed for 57 yards on 13 carries (4.4 avg.) in the season opener against Jacksonville State.

LANGFORD'S CAREER HIGHS

Carries: 35, vs. Michigan (10/25/14)
Rushing Yards: 177, vs. Michigan (10/25/14)
Rushing Touchdowns: 3, five times (last vs. Ohio State, 11/8/14)
Total Touchdowns: 4, vs. Indiana (10/12/13)
All-Purpose Yards: 185, vs. Northwestern (11/23/13)
Receptions: 5, three times (last vs. Stanford, 1/1/14)
Receiving Yards: 35, vs. Northwestern (11/23/13)

LANGFORD IN THE BIG TEN STATS

Rushing TDs: 4th (13)
Rushing: 5th (108.7 ypg.)
Rushing Yards: 5th (978)
Carries: 5th (178)
Scoring: 5th (8.7 ppg.)
All-Purpose Yards: 8th (114.4 ypg.)

LANGFORD IN THE MSU RECORD BOOK

100-Yard Rushing Games: T-6th (14)
Rushing Touchdowns: 7th (31)
Total Touchdowns: 7th (33)
Rushing Yards: 11th (2,423)
Carries: 13th (479)

LANGFORD'S STATISTICS

RUSHING	G/GS	ATT	YDS.	AVG.	TD	LG	YPG
2011	14/0	0	0	0.0	0	0	0.0
2012	9/0	9	23	2.6	0	5	2.6
2013	14/14	292	1,422	4.9	18	44	101.6
2014	9/9	178	978	5.5	13	36	108.7
Career	46/23	479	2,423	5.1	31	44	52.7

RECEIVING	NO.	YDS.	AVG.	TD	LG	YPG
2011	0	0	0.0	0	0	0.0
2012	0	0	0.0	0	0	0.0
2013	28	157	5.6	1	24	11.2
2014	7	52	7.4	0	18	5.8
Career	35	209	6.0	1	24	4.5

LANGFORD'S GAME-BY-GAME STATISTICS

2014

RUSHING	ATT	YDS	TD	LG
Jacksonville State	13	57	0	14
Oregon	24	86	1	16
Eastern Michigan	9	60	1	21
Wyoming	16	137	1	36
Nebraska	29	111	1	31
Purdue	13	104	0	31
Indiana	21	109	3	32
Michigan	35	177	3	27
Ohio State	18	137	3	33
Totals	178	978	13	36

LANGFORD'S CAREER 100-YARD GAMES (14)

Yds.	Opponent (Carries)	Date
177	Michigan (35)	10/25/14
151	Nebraska (32)	11/16/13
150	Northwestern (25)	11/23/13
137	Ohio State (18)	11/8/14
137	Wyoming (16)	9/27/14
134	Minnesota (21)	11/30/13
131	Purdue (24)	10/19/13
128	Ohio State (24)	12/7/13
120	Michigan (26)	11/2/13
111	Nebraska (29)	10/4/14
109	Indiana (21)	10/18/14
109	Indiana (23)	10/12/13
104	Purdue (13)	10/11/14
104	Illinois (22)	10/26/13



2014 SPARTAN FOOTBALL GAME NOTES



Tony LIPPETT 14

WR | 6-3 | 185 | SR-5 | 3L
DETROIT, MICH.
CROCKETT

- MIDSEASON ALL-AMERICAN (THIRD TEAM, PHIL STEELE)
- MIDSEASON ALL-BIG TEN (ESPN.COM, PHIL STEELE)

CAREER NOTES: Fifth-year senior is in his third year as a starting split end . . . three-year letterwinner has 131 catches for 2,002 yards (15.3 avg.) and 13 touchdowns in 50 career games, including 24 starts (18 consecutive) at wide receiver . . . has caught at least pass in 19 consecutive games . . . moved to wide receiver full-time in 2012 after playing both receiver and cornerback in 2011; started four games at cornerback . . . ranks among MSU's all-time leaders in receiving yards (10th with 2,002), receptions (10th with 131) and touchdown receptions (tied for 11th with 13) . . . led team with 44 receptions as a junior in 2013 and ranked second on the team in receiving yards (613) and tied for fourth in touchdown receptions (2)

2014 SEASON (SENIOR): Named Midseason All-American by Phil Steele (third team) . . . added to the Biletnikoff Award Watch List . . . Midseason All-Big Ten selection by ESPN.com and Phil Steele (first team) . . . ranks first in the Big Ten and 12th in the NCAA FBS in receiving (105.9 ypg.) . . . leads Big Ten and ranks tied for eighth in FBS with nine TD receptions, which already ties for fifth most in an MSU single-season . . . has a career-high 953 receiving yards on a career-high 47 catches . . . has six 100-yard receiving games, which already ranks tied for third most in an MSU single-season . . . ranks fourth in the conference in receptions (47; 5.2 pg.) and 10th in all-purpose yards (109.4 ypg.) . . . leads Spartan receivers in explosive plays (15 catches of 20-plus yards) . . . his 307 yards after the catch (YAC) lead the team . . . 87 percent of his catches (41-of-47) have gone for either a touchdown or first down . . . tied for team lead with five catches for 64 yards vs. No. 14 Ohio State . . . recorded his sixth 100-yard receiving game of the season and fourth straight with 103 yards on just three catches in the win over Michigan, including a 70-yard TD reception . . . had 123 yards on seven catches at Indiana; however, his streak of eight straight games with a TD reception was snapped against the Hoosiers . . . collected 138 receiving yards on seven catches, including a 39-yard TD, at Purdue . . . had three receptions for 104 yards and a touchdown against No. 19 Nebraska; it also marked the highest single-game receiving total in series history against the Huskers . . . also produced his first career rushing TD, scoring on a 32-yard double reverse late in the third quarter to give the Spartans a 27-3 lead . . . named the fourth game captain vs. Nebraska . . . hauled in four catches for 76 yards, including a 19-yard TD pass from Connor Cook, against Wyoming . . . had three receptions for 45 yards, including TD catches of 23 and 8 yards, vs. Eastern Michigan . . . established a career high with 11 receptions for 133 yards, including a 7-yard TD catch, at No. 3 Oregon; the 11 receptions ranked among the Top 10 receiving performances in MSU single-game history (tied for seventh) . . . recorded a career-high 167 receiving yards and two touchdowns (71 and 64 yards) on just four catches (41.8 avg.) in the season opener against Jacksonville State; the 167 receiving yards ranked among the Top 20 receiving performances in MSU single-game history (No. 16).

LIPPETT'S CAREER HIGHS

Catches: 11, vs. Oregon (9/6/14)
Receiving Yards: 167, vs. Jacksonville State (8/29/14)
TD Catches: 2, twice (last vs. Eastern Michigan, 9/20/14)
Rushing Yards: 32, vs. Nebraska (10/4/14)
Rushing Touchdowns: 1, vs. Nebraska (10/4/14)
Tackles: 5, vs. Northwestern (11/26/11)
Pass Break-ups: 3, vs. Northwestern (11/26/11)

LIPPETT IN THE BIG TEN STATS

Touchdown receptions: 1st (9)
Receiving Yards: 1st (105.9 ypg.)
Reception average: 2nd (20.3)
Receptions: 4th (5.2 pg.)
All-Purpose Yards: 10th (109.4 ypg.)

LIPPETT IN THE MSU SINGLE-SEASON RECORD BOOK

100-yard receiving games: T-3rd (6)
Touchdown receptions: T-5th (9)

LIPPETT'S STATISTICS

RECEIVING	G/GS	REC.	YDS.	AVG.	TD	LG	YPG
2011	14/0	4	44	11.0	0	15	3.1
2012	13/5	36	392	10.9	2	46	30.2
2013	14/10	44	613	13.9	2	48	43.8
2014	9/9	47	953	20.3	9	71	105.9
Career	50/24	131	2,002	15.3	13	71	40.0

RUSHING	ATT	YDS.	AVG.	TD	LG	YPG
2011	1	-3	-3.0	0	-	-0.2
2012	2	0	0.0	0	10	0.0
2013	1	3	3.0	0	3	0.2
2014	1	32	32.0	1	32	4.0
Career	5	45	6.4	1	32	0.7

LIPPETT'S GAME-BY-GAME STATISTICS

2014				
RECEIVING	NO.	YDS	TD	LG
Jacksonville State	4	167	2	71
Oregon	11	133	1	34
Eastern Michigan	3	45	2	23
Wyoming	4	76	1	25
Nebraska	3	104	1	55
Purdue	7	138	1	39
Indiana	7	123	0	41
Michigan	3	103	1	70
Ohio State	5	64	0	17
Totals	47	953	9	71

LIPPETT'S CAREER 100-YARD GAMES (6)

Yds.	Opponent (Rec.)	Date
167	Jacksonville State (4)	8/29/14
138	Purdue (7)	10/11/14
133	Oregon (11)	9/6/14
123	Indiana (7)	10/18/14
103	Michigan (3)	10/25/14
105	Nebraska (3)	10/4/14



Jamal LYLES 11

TE | 6-3 | 251 | SO. | 1L
SOUTHFIELD, MICH.
SOUTHFIELD-LATHRUP

CAREER NOTES: Third-year player listed as a co-starter at tight end on the depth chart . . . has eight catches for 104 yards (13.0 avg.) in 23 career games . . . moved from defensive end to tight end at the beginning of the 2013 season.

2014 SEASON (SOPHOMORE): Has seen action in all nine games . . . had a career-best 36 receiving yards on two catches at Purdue . . . had one catch for 10 yards in the season opener against Jacksonville State in his first career start.

LYLES' CAREER HIGHS

Catches: 2, twice (last vs. Purdue, 10/11/14)
Receiving Yards: 36, vs. Purdue (10/11/14)

LYLES' STATISTICS

RECEIVING	G/GS	REC.	YDS.	AVG.	TD	LG	YPG
2013	14/0	5	58	11.6	0	18	4.1
2014	9/1	3	46	15.3	0	21	5.1
Career	23/1	8	104	13.0	0	21	4.5

2014 SPARTAN FOOTBALL GAME NOTES



Malik McDOWELL 4

DL | 6-6 | 286 | FR. | HS
FARMINGTON HILLS, MICH.
SOUTHFIELD



Keith MUMPHERY 25

WR | 6-1 | 211 | SR-5 | 3L
VIENNA, GA.
DOOLY COUNTY

2014 SEASON (FRESHMAN): True freshman listed as the back-up nose tackle on the depth chart . . . has played in all nine games . . . has 10 tackles, including 1.5 for losses (6 yards) . . . collected two stops at Indiana . . . had two tackles, including a 3-yard loss, vs. Wyoming . . . posted three tackles, including a half sack (3 yards), at No. 3 Oregon . . . made his collegiate debut against Jacksonville State in the season opener.

HIGH SCHOOL AND PERSONAL DATA: Participated in the U.S. Army All-American Bowl Jan. 4 in San Antonio . . . PrepStar All-American . . . ranked one of the nation's top players by Rivals.com (No. 26), CollegeFootballNews.com (No. 32), Scout.com (No. 36), 247Sports (No. 38), PrepStar (No. 49) and ESPN.com (No. 60) . . . ranked among the nation's top defensive tackles by Rivals.com (No. 2), 247Sports (No. 2), ESPN.com (No. 5), CFN (No. 6), Scout.com (No. 7) and PrepStar (No. 7) . . . listed as the No. 4 prospect in the Midwest by ESPN.com . . . named the state's No. 1 prospect by Rivals.com, 247Sports and National Underclassmen.

McDOWELL'S CAREER HIGHS

Tackles: 2, twice (last vs. Purdue, 10/11/14)
Tackles for loss: 1, vs. Wyoming (10/27/14)

McDOWELL'S STATISTICS

	G/GS	UT	AT	TM	TFL	SACKS	INT	PBU	FR	FF
2014	9/0	6	4	10	1.5-6	0.5-3	0-0	0	0-0	0

McDOWELL'S GAME-BY-GAME STATISTICS

2014	Opponent	UT	AT	TM	TFL	SACKS	INT	PBU	FR	FF
	Jacksonville State	0	0	0	0-0	0-0	0-0	0	0	0
	Oregon	2	1	3	0.5-3	0.5-3	0-0	0	0	0
	Eastern Michigan	0	1	1	0-0	0-0	0-0	0	0	0
	Wyoming	2	0	2	1-3	0-0	0-0	0	0	0
	Nebraska	1	0	1	0-0	0-0	0-0	0	0	0
	Purdue	0	0	0	0-0	0-0	0-0	0	0	0
	Indiana	1	1	2	0-0	0-0	0-0	0	0	0
	Michigan	0	0	0	0-0	0-0	0-0	0	0	0
	Ohio State	0	1	1	0-0	0-0	0-0	0	0	0
	Totals	6	4	10	1.5-6	0.5-3	0-0	0	0	0

CAREER NOTES: Fifth-year senior is in his third year as Michigan State's starting flanker . . . three-year letterwinner has 75 catches for 1,076 yards (14.3 avg.) and six touchdowns in 50 career games, including 23 starts . . . was nominated for the Allstate Good Works Team for his community service involvement . . . two-time Academic All-Big Ten selection . . . serves as one of the football team's representatives on the Student-Athlete Advisory Committee (SAAC).

2014 SEASON (SENIOR): Has 13 receptions for 223 yards (17.2 avg.) and two touchdowns . . . also has four carries for 68 yards (17.0 avg.) and one touchdown . . . hauled in three receptions for 72 yards, including a 44-yard catch and a 10-yard TD grab, vs. No. 14 Ohio State . . . named fourth game captain at Indiana . . . had two catches for 34 yards in the win over No. 19 Nebraska . . . collected 52 all-purpose yards in the win over Wyoming and scored multiple touchdowns in one game for the first time in his career (6-yard TD catch; three rushes for 46 yards, including a 33-yard TD run) . . . caught two passes for 23 yards at No. 3 Oregon . . . had a 43-yard reception in the season opener against Jacksonville State.

MUMPHERY'S CAREER HIGHS

Catches: 6, twice (last vs. Northwestern, 11/17/12)
Receiving Yards: 84, vs. Ohio State (12/7/13)
TD Catches: 1, six times (last vs. Ohio State, 11/8/14)
Rushing Yards: 46, vs. Wyoming (9/27/13)

MUMPHERY'S STATISTICS

RECEIVING	G/GS	REC.	YDS.	AVG.	TD	LG	YPG
2011	14/0	2	39	19.5	0	31	2.8
2012	13/12	42	515	12.3	1	37	39.6
2013	14/3	18	299	16.6	3	72	21.4
2014	9/8	13	223	17.2	2	44	24.8
Career	50/23	75	1,076	14.3	6	72	21.5

RUSHING	ATT	YDS.	AVG.	TD	LG	YPG
2011	0	0	0.0	0	0	0.0
2012	6	38	6.3	0	14	2.9
2013	2	2	1.0	0	3	0.1
2014	4	68	17.0	1	33	8.5
Career	12	108	9.9	1	33	2.2

MUMPHERY'S GAME-BY-GAME STATISTICS - RECEIVING

2014	RECEIVING	NO.	YDS	TD	LG
	Jacksonville State	1	43	0	43
	Oregon	2	23	0	15
	Eastern Michigan	1	6	0	6
	Wyoming	1	6	1	6
	Nebraska	2	34	0	25
	Purdue	2	11	0	6
	Indiana	0	0	0	0
	Michigan	1	28	0	28
	Ohio State	3	72	1	44
	Totals	13	223	2	44



2014 SPARTAN FOOTBALL GAME NOTES



Montae NICHOLSON **9**

DB | 6-2 | 209 | FR. | HS
MONROEVILLE, PA.
GATEWAY

2014 SEASON (FRESHMAN): True freshman has played in all nine games, including three starts (Nebraska, Purdue, Indiana) . . . has 23 tackles on the season . . . listed as a co-starter at strong safety on the depth chart . . . leads team with seven tackles on special teams . . . recovered a fumble on a kickoff return and also had one tackle vs. No. 14 Ohio State . . . posted five stops in his second career start at Purdue and was named Spartan Special Teams Player of the Week . . . in his first career start, recorded a career-high seven tackles in the victory over No. 19 Nebraska . . . posted two stops vs. Wyoming . . . led the team with five tackles and also had a fumble recovery in the win over Eastern Michigan . . . made his collegiate debut in the season opener against Jacksonville State; recorded a solo tackle on the initial kickoff of the game on his first career play.

HIGH SCHOOL AND PERSONAL DATA: Named Pittsburgh Tribune-Review Male Athlete of the Year . . . ranked among the country's top safeties by PrepStar (No. 2) . . . PrepStar All-American . . . named the top recruit in Pennsylvania by Rivals.com and on the Detroit Free Press Best of the Midwest list . . . won three state titles in track his senior year in 2014 (60-meter indoor in winter; 110 hurdles and 400-meter relay in spring).

NICHOLSON'S CAREER HIGHS
Tackles: 7, vs. Nebraska (10/4/14)

NICHOLSON'S STATISTICS										
	G/GS	UT	AT	TM	TFL	SACKS	INT	PBU	FR	FF
2014	9/3	12	11	23	0-0	0-0	0-0	0	2-0	0



Tyler O'CONNOR **7**

QB | 6-3 | 220 | SO. | 1L
LIMA, OHIO
LIMA CENTRAL CATHOLIC

CAREER NOTES: Third-year player is in his second season as the back-up quarterback . . . has completed 20-of-29 passes (.690) for 217 yards and two touchdowns in seven career games.

2014 SEASON (SOPHOMORE): Has seen action in four games, completing 73 percent of his passes (11-of-15) for 127 yards, two touchdowns and one interception . . . completed both of his passes against Wyoming, including a 6-yard TD strike to Keith Mumphery; also had 14 rushing yards on three carries, including a 12-yard TD run . . . was 4-of-5 passing for 58 yards, including a 33-yard touchdown pass to AJ Troup, in the victory over Eastern Michigan . . . completed 5-of-8 passes for 56 yards and rushed for 5 yards, including a 3-yard touchdown run in the third quarter, in the season opener against Jacksonville State.

O'CONNOR'S CAREER HIGHS
Pass Attempts: 10, vs. Youngstown State (9/14/13)
Pass Completions: 7, vs. Youngstown State (9/14/13)
Passing Yards: 68, vs. Youngstown State (9/14/13)

O'CONNOR'S STATISTICS

PASSING	G/GS	COMP	ATT	INT	PCT	YDS	YPG	TD	LG
2013	3/0	9	14	0	.643	90	30.0	0	18
2014	4/0	11	15	1	.733	127	31.8	2	33
Career	7/0	20	29	1	.690	217	31.0	2	33

RUSHING	NO.	YDS.	AVG.	TD	LG	YPG
2013	8	24	3.0	0	10	8.0
2014	6	22	3.7	2	12	5.5
Career	14	46	3.3	2	12	6.6

O'CONNOR'S GAME-BY-GAME STATISTICS

2014	Opponent	COMP	ATT	INT	PCT	YDS	TD	LG
	Jacksonville State	5	8	0	.625	56	0	32
	Oregon				-DNP-			
	Eastern Michigan	4	5	1	.800	58	1	33
	Wyoming	2	2	0	1.000	13	1	7
	Nebraska				-DNP-			
	Purdue				-DNP-			
	Indiana	0	0	0	.000	0	0	0
	Michigan				-DNP-			
	Ohio State				-DNP-			
	Totals	11	15	1	.733	127	2	33



Trevon PENDLETON **37**

FB | 6-0 | 249 | JR. | 2L
LUCASVILLE, OHIO
PORTSMOUTH WEST

CAREER NOTES: Fourth-year player is in his second season as the starting fullback . . . two-year letterwinner has appeared in 32 games, including 17 starts at fullback . . . former walk-on is now on scholarship.

2014 SEASON (JUNIOR): Has six starts at fullback (Oregon, Eastern Michigan, Nebraska, Purdue, Michigan, Ohio State) and has seen action in all nine games . . . had a 2-yard reception at Purdue.

PENDLETON'S CAREER HIGHS
Catches: 2, twice (last vs. Stanford, 1/1/14)
Receiving Yards: 62, vs. Michigan (11/2/13)
TD Catches: 1, twice times (last vs. Stanford, 1/1/14)

PENDLETON'S STATISTICS

RECEIVING	G/GS	REC.	YDS.	AVG.	TD	LG	YPG
2012	9/1	0	0	0.0	0	0	0.0
2013	14/10	8	127	15.9	2	49	9.1
2014	9/6	1	2	2.0	0	2	0.2
Career	32/17	9	129	14.3	2	49	4.0



Taybor PEPPER **52**

SN | 6-5 | 220 | JR. | 2L
SALINE, MICH.
SALINE

CAREER/SEASON NOTES: Third-year player is on scholarship and enters his third year as the starting long snapper in 2014 . . . has played in 36 career games . . . has seven career tackles on special teams, including two this season.

2014 SPARTAN FOOTBALL GAME NOTES



**Josiah
PRICE**

82

**TE | 6-4 | 251 | SO. | 1L
GREENTOWN, IND.
EASTERN**

CAREER NOTES: Third-year player is listed as a co-starter at tight end . . . named to College Football Performance Awards Watch List for the Tight End Trophy . . . has 38 catches for 540 yards (14.2 avg.) and nine touchdowns in 23 career games, including 12 starts.

2014 SEASON (SOPHOMORE): Has started six of nine games at tight end . . . ranks tied for second on the team with 21 catches . . . ranks second on the team in receiving yards (330 yards; 15.7 avg.) and TD receptions (5) . . . tied a career high with five catches for 72 yards, including a 16-yard TD reception, vs. No. 14 Ohio State . . . collected a career-high 83 receiving yards on three receptions, including a 67-yard catch and a 10-yard TD reception, at Indiana . . . had two catches for 16 yards at Purdue, including a 2-yard TD reception . . . named Spartan Offensive Lineman of the Week vs. No. 19 Nebraska and also had a 21-yard reception . . . had a 19-yard TD reception against Wyoming . . . had a career-high five catches for 51 yards, including a 7-yard TD reception, at No. 3 Oregon . . . had three receptions for 54 yards, including a 32-yard reception, in the season opener against Jacksonville State.

PRICE'S CAREER HIGHS

Catches: 5, twice (last vs. Ohio State, 11/8/14)

Receiving Yards: 83, vs. Indiana (10/18/14)

TD Catches: 1, nine times (last vs. Ohio State, 11/8/14)

PRICE'S STATISTICS

RECEIVING	G/GS	REC.	YDS.	AVG.	TD	LG	YPG
2013	14/6	17	210	12.4	4	39	15.0
2014	9/6	21	330	15.7	5	67	36.7
Career	23/12	38	540	14.2	9	67	23.5

PRICE'S GAME-BY-GAME STATISTICS

2014

RECEIVING	NO.	YDS	TD	LG
Jacksonville State	3	54	0	32
Oregon	5	51	1	17
Eastern Michigan	0	0	0	0
Wyoming	1	19	1	19
Nebraska	1	21	0	21
Purdue	2	16	1	14
Indiana	3	83	1	67
Michigan	1	14	0	14
Ohio State	5	72	1	20
Totals	21	330	5	67



**Jon
RESCHKE**

33

**LB | 6-2 | 236 | FR. | RS
STERLING HEIGHTS, MICH.
BROTHER RICE**

2014 SEASON (RED-SHIRT FRESHMAN): Second-year player listed No. 2 on the depth chart at Mike (middle) linebacker, behind Taiwan Jones . . . has 13 tackles in eight games (DNP vs. Purdue due to a hamstring injury) . . . has compiled 19 production points . . . forced two fumbles on kickoff returns and had three tackles vs. No. 14 Ohio State . . . had three tackles at Indiana and was named Spartan Special Teams Player of the Week . . . produced three stops vs. Eastern Michigan . . . recorded two tackles in his collegiate debut against Jacksonville State.

RESCHKE'S CAREER HIGHS

Tackles: 3, twice (last vs. Ohio State, 11/8/14)

RESCHKE'S STATISTICS

	G/GS	UT	AT	TM	TFL	SACKS	INT	PBU	FR	FF
2014	8/0	6	7	13	0-0	0-0	0-0	0	0-0	2



**Marcus
RUSH**

44

**DE | 6-3 | 251 | SR-5 | 3L
CINCINNATI, OHIO
ARCHBISHOP MOELLER**

• **MIDSEASON ALL-BIG TEN** (ESPN.COM, PHIL STEELE)

CAREER NOTES: Fifth-year senior is in his fourth year as a starting defensive end . . . three-year letterwinner has started in 49 of his 50 career games (school record for starts is 49 held by OG Joel Foreman and LB Eric Gordon) . . . poised to set MSU's all-time starts record (50) in the Maryland game . . . has 157 career tackles, including 33.5 for losses (157 yards) and 14.5 sacks (105 yards) . . . ranks among MSU's all-time leaders in sacks (tied for 10th with 14.5) and tackles for loss (eighth with 33.5) . . . also has 15 career pass break-ups.

2014 SEASON (SENIOR): Midseason All-Big Ten selection by ESPN.com and Phil Steele (second team) . . . has 31 tackles, including 6.5 for losses (40 yards) and 3.5 sacks (34 yards) . . . ranks fifth on the team with 87 production points . . . had three tackles and a pass break-up vs. No. 14 Ohio State; tied a school record with his 49th career start . . . named fourth game captain against the Buckeyes . . . led Spartan defensive lineman in win over No. 19 Nebraska with 21 production points; had four tackles, including two for losses (11 yards) . . . sacked quarterback Tommy Armstrong Jr. and forced a fumble on the Husker 2-yard line that led to a Spartan field goal in the third quarter . . . delivered three tackles, including a 12-yard sack, and had a pass break-up against Wyoming . . . tied career highs with 11 tackles and 2.5 tackles for loss (14 yards) at No. 3 Oregon, including an 11-yard sack of Marcus Mariota . . . recorded two tackles, including a half tackle for loss, in the season opener vs. Jacksonville State.

RUSH'S CAREER HIGHS

Tackles: 11, twice (last vs. Oregon, 9/6/14)

Tackles for loss: 2.5, three times (last vs. Oregon, 9/6/14)

Sacks: 2.0, three times (last vs. Minnesota, 11/30/13)

Pass Break-ups: 1, 15 times (last vs. Ohio State, 11/8/14)

RUSH'S STATISTICS

	G/GS	UT	AT	TM	TFL	SACKS	INT	PBU	FR	FF
2011	14/14	31	27	58	12-45	4-23	0-0	5	0	1
2012	13/13	19	19	38	7.5-34	2-21	0-0	5	0	1
2013	14/13	13	17	30	7.5-38	5-27	0-0	3	1	1
2014	9/9	18	13	31	6.5-40	3.5-34	0-0	3	0	0
Career	50/49	81	76	157	33.5-157	14.5-105	0-0	16	1	3

RUSH'S GAME-BY-GAME STATISTICS

2014

DEFENSE	UT	AT	TM	TFL	SACKS	INT	PBU	FR	FF
Jacksonville State	0	2	2	0.5-0	0-0	0-0	0	0	0
Oregon	8	3	11	2.5-14	1-11	0-0	0	0	0
Eastern Michigan	0	1	1	0.5-3	0.5-3	0-0	0	0	0
Wyoming	2	1	3	1-12	1-12	0-0	1	0	0
Nebraska	3	1	4	2-11	1-8	0-0	0	0	1
Purdue	2	0	2	0-0	0-0	0-0	0	0	0
Indiana	2	0	2	0-0	0-0	0-0	1	0	0
Michigan	0	3	3	0-0	0-0	0-0	0	0	0
Ohio State	1	2	3	0-0	0-0	0-0	1	0	0
Totals	18	13	31	6.5-40	3.5-34	0-0	3	0	1



2014 SPARTAN FOOTBALL GAME NOTES



Mike SADLER

3

**P | 6-0 | 175 | SR-5 | 3L
GRAND RAPIDS, MICH.
FOREST HILLS NORTHERN**

- NATIONAL FOOTBALL FOUNDATION SCHOLAR-ATHLETE CLASS OF 2014
- WILLIAM V. CAMPBELL TROPHY FINALIST (TOP SCHOLAR-ATHLETE)
- COSIDA FIRST-TEAM ACADEMIC ALL-DISTRICT

CAREER NOTES: Fifth-year senior is in his fourth season as Michigan State's starting punter . . . preseason first-team All-America selection by ESPN.com and Athlon Sports . . . named to watch lists for the Ray Guy Award (nation's top punter) and College Football Performance Awards Punter Trophy . . . three-year letterwinner has a career average of 42.1 yards per punt, which is currently sixth best in MSU history . . . also ranks among MSU's all-time leaders in punting yards (third with 10,700) and punts (third with 254) . . . a valuable weapon on special teams, he has placed 40 percent of his career punts inside the 20 (101-of-254) and 22 percent inside the 10 (56-of-254) . . . ranks among all active NCAA FBS leaders in punting yards (second at 10,700) . . . is the first Spartan in program history to earn Academic All-America honors three times (first team: 2013; second team: 2011-12) . . . three-time Academic All-Big Ten pick (2011, 2012, 2013) . . . four-time Academic All-District selection is up for Academic All-America honors for the fourth year in a row . . . earned first-team All-America honors from ESPN.com in 2013 and was a Ray Guy Award semifinalist . . . achieved near perfection in the academic arena, maintaining a 3.97 GPA while graduating with a major in applied engineering sciences in May 2013; currently pursuing his master's in public policy.

2014 SEASON (SENIOR): Named to the 2014 National Football Foundation Scholar-Athlete Class and is one of 17 finalists for the William V. Campbell Trophy (nation's top scholar-athlete) . . . selected to the CoSIDA Academic All-District 5 First Team for the fourth consecutive year . . . is now eligible to earn Academic All-America honors for the fourth year in a row . . . ranks eighth in the Big Ten in punting (40.4 avg.) . . . has placed 32 percent (12-of-38) of his punts inside the 20 and 11 percent inside the 10 (4-of-38) . . . averaged 45.5 yards on four punts, including a 53-yarder, and placed one inside the 20 at Indiana . . . didn't punt until the third quarter at Purdue; although he only had two punts, his second punt was downed at the Purdue 5-yard line and pinned the Boilermakers 95 yards from their end zone with 2:59 remaining when they were trailing 38-31 . . . placed three of his nine punts inside the 20, including two inside the 3-yard line, against No. 19 Nebraska; averaged 38.4 yards on nine punts (346 yards) . . . averaged 43.4 yards on five punts, including three kicks downed inside the EMU 20-yard line; hit a season-long 55-yarder in the fourth quarter . . . punted six times for 256 yards (42.7 avg.) at No. 3 Oregon . . . placed two of his four punts inside the 20 in the season opener against Jacksonville State, including a game-long 45-yarder that was downed at the JSU 17.

SADLER'S CAREER HIGHS

Punts: 11, twice (last vs. Western Michigan, 8/30/13)
Punting Yards: 481, vs. TCU (12/29/12)
Punting Avg. (Min. 4): 59.2, vs. Indiana (10/12/13)
Punts Inside 20: 6, vs. Western Michigan, 8/30/13
Longest Punt: 70, vs. Ohio State (9/29/12)

SADLER'S STATISTICS

PUNTING	G	NO.	YDS.	AVG.	LG	I20	I10	+50
2011	14	61	2509	41.1	57	25	11	6
2012	13	79	3422	43.3	70	31	17	19
2013	14	76	3233	42.5	69	33	24	16
2014	9	38	1536	40.4	55	12	4	2
Career	50	254	10,700	42.1	70	101	56	43

SADLER'S GAME-BY-GAME STATISTICS

2014		NO.	YDS	AVG	LG	I20	I10
PUNTING							
Jacksonville State	4	131	32.8	45	2	0	
Oregon	6	256	42.7	49	1	0	
Eastern Michigan	5	217	43.4	55	3	1	
Wyoming	1	43	43.0	43	0	0	
Nebraska	9	346	38.4	44	3	2	
Purdue	2	84	42.0	42	1	1	
Indiana	4	182	45.5	53	1	0	
Michigan	4	150	37.5	46	1	0	
Ohio State	3	127	42.3	48	0	0	
Totals	38	1536	40.4	55	12	4	



R.J. SHELTON

12

**WR | 5-11 | 204 | SO. | 1L
BEAVER DAM, WIS.
BEAVER DAM**

CAREER NOTES: Second-year player is listed as the starting flanker on the depth chart . . . multi-dimensional player also returns kickoffs for MSU . . . has played in 22 career games, including six starts . . . has 38 carries for 288 rushing yards (7.6 avg.) and three touchdowns . . . has 16 career catches for 123 yards (7.7 avg.) and one touchdown . . . ranks 15th in MSU history with 663 kick return yards.

2014 SEASON (SOPHOMORE): Ranks third on the team in all-purpose yards with 716 (79.6 ypg) . . . ranks ninth in the Big Ten in kick returns (464 yards on 21 attempts; 22.1 avg.) . . . has 17 rushes for 135 yards (7.9 avg.) and one touchdown . . . has 12 catches for 117 yards (9.8 avg.) and one touchdown . . . collected 78 all-purpose yards vs. No. 14 Ohio State (three kick returns for 60 yards, two catches for 15 yards; one rush for 3 yards) . . . had 58 all-purpose yards at Indiana (34 kick return, 19 receiving, 5 rushing), including a 4-yard TD reception . . . collected 65 all-purpose yards in a start at Purdue (four carries for 27 yards; two kick returns for 38 yards) . . . had 79 all-purpose yards vs. No. 19 Nebraska (four kick returns for 57 yards; three carries for 22 yards) . . . collected 123 all-purpose yards against Wyoming (88 kick return, two catches for 20 yards, one carry for 15 yards) . . . had three carries for 9 yards vs. Eastern Michigan, including a 6-yard TD run . . . recorded career highs in receptions (4), receiving yards (58), kick return yards (121) and all-purpose yards (209) at No. 3 Oregon . . . also had a career-long 59-yard kick return against the Ducks . . . collected 24 all-purpose yards in the season opener against Jacksonville State (two rushes for 19 yards; one catch for 5 yards).

SHELTON'S CAREER HIGHS

Carries: 4, twice (last vs. Purdue, 10/11/14)
Rushing Yards: 40, vs. Indiana (10/12/13)
Rushing Touchdowns: 1, three times (last vs. Eastern Michigan, 9/20/14)
Receptions: 4, vs. Oregon (9/6/14)
Receiving Yards: 58, vs. Oregon (9/6/14)
TD Receptions: 1, vs. Indiana (10/18/14)
Kick Return Yards: 121, vs. Oregon (9/6/14)
Kick Return: 59, vs. Oregon (9/6/14)
All-Purpose Yards: 209, vs. Oregon (9/6/14)

SHELTON'S STATISTICS

RUSHING	G/GS	ATT	YDS.	AVG.	TD	LG	YPG
2013	13/4	21	153	7.3	2	35	11.8
2014	9/2	17	135	7.9	1	30	15.0
Career	22/6	38	288	7.6	3	35	13.1

RECEIVING	REC.	YDS.	AVG.	TD	LG	YPG
2013	4	6	1.5	0	7	0.5
2014	12	117	9.8	1	24	13.0
Career	16	123	7.7	1	24	5.6

2014 SPARTAN FOOTBALL GAME NOTES



KICKOFF RETURNS	ATT	YDS.	AVG.	TD	LG
2013	9	199	22.1	0	36
2014	21	464	22.1	0	59
Career	30	663	22.1	0	59

GAME-BY-GAME STATISTICS - RECEIVING

2014	RECEIVING	NO.	YDS	TD	LG
Jacksonville State	1	5	0	5	
Oregon	4	58	0	24	
Eastern Michigan	0	0	0	0	
Wyoming	2	20	0	12	
Nebraska	0	0	0	0	
Purdue	0	0	0	0	
Indiana	3	19	1	8	
Michigan	0	0	0	0	
Ohio State	2	15	0	11	
Totals	12	117	1	24	

2014	RUSHING	NO.	YDS	TD	LG
Jacksonville State	2	19	0	17	
Oregon	1	30	0	30	
Eastern Michigan	3	9	1	6	
Wyoming	1	15	0	15	
Nebraska	3	22	0	9	
Purdue	4	27	0	8	
Indiana	1	5	0	5	
Michigan	1	5	0	5	
Ohio State	1	3	0	3	
Totals	17	135	1	30	



Damion TERRY

6

QB | 6-3 | 226 | FR. | RS
ERIE, PA.
CATHEDRAL PREP

2014 SEASON (RED-SHIRT FRESHMAN): Second-year player is listed as the No. 3 quarterback on the depth chart . . . has completed 12-of-17 passes (.706) for 88 yards in three games of action . . . also has 54 rushing yards on 11 attempts (4.9 avg.) . . . was a perfect 6-for-6 passing for 56 yards against Wyoming . . . completed 5-of-8 passes for 19 yards and rushed three times for 17 yards in the win over Eastern Michigan . . . rushed for 21 yards on five carries (4.2 avg.) and was 1-of-3 passing for 13 yards in his collegiate debut against Jacksonville State. . . threw for 288 yards and four touchdowns while hitting on 13 of his 18 pass attempts, which also included an interception, to help lead the offense to a win over the defense in the first preseason scrimmage.

TERRY'S CAREER HIGHS

Pass Attempts: 8, vs. Eastern Michigan (9/20/14)
Pass Completions: 6, vs. Wyoming (9/27/14)
Passing Yards: 56, vs. Wyoming (9/27/14)
Rushing Yards: 21, vs. Jacksonville State (8/29/14)

TERRY'S STATISTICS

PASSING	G/GS	COMP	ATT	INT	PCT	YDS	YPG	TD	LG
2014	3/0	12	17	0	.706	88	29.3	0	17

RUSHING	ATT	YDS.	AVG.	TD	LG	YPG
2014	11	54	4.9	0	15	18.0

TERRY'S GAME-BY-GAME STATISTICS

2014	Opponent	COMP	ATT	INT	PCT	YDS	TD	LG
Jacksonville State	1	3	0	.333	13	0	13	
Oregon				-DNP-				
Eastern Michigan	5	8	0	.625	19	0	6	
Wyoming	6	6	0	1.000	56	0	17	
Nebras				-DNP-				
Purdue				-DNP-				
Indiana				-DNP-				
Michigan				-DNP-				
Ohio State				-DNP-				
Totals	12	17	0	.706	88	0	17	



Lawrence THOMAS

8

NT | 6-4 | 309 | JR. | 2L
DETROIT, MICH.
RENAISSANCE

CAREER NOTES: Fourth-year player is in his first season as the starting nose tackle . . . two-year letterwinner has played in 29 career games . . . began his career at linebacker and moved to defensive end during his red-shirt season in 2011 . . . played fullback in 2012 before returning to the defense in 2013 . . . missed the first half of last season with a back injury.

2014 SEASON (JUNIOR): Has started all nine games at nose tackle . . . has collected 19 tackles, including two sacks (10 yards) . . . ranks 10th on the team with 46 production points . . . collected a season-high 14 production points in the win over Michigan; had three tackles and recovered a fumble against the Wolverines . . . tallied a career-high five stops and had 10 production points at Indiana . . . recorded three tackles, including a 4-yard sack, and had 11 production points in the win over No. 19 Nebraska . . . posted two stops against Wyoming . . . had two tackles, including a 6-yard sack, at No. 3 Oregon . . . started his first career game at nose tackle in the season opener vs. Jacksonville State.

THOMAS' CAREER HIGHS

Tackles: 5, vs. Indiana (10/18/14)
Tackles for loss: 1, twice (last vs. Nebraska, 10/4/14)
Sacks: 1, twice (last vs. Nebraska, 10/4/14)

THOMAS' STATISTICS (DEFENSE)

	G/GS	UT	AT	TM	TFL	SACKS	INT	PBU	FR	FF
2012	13/0	3	0	3	0-0	0-0	0-0	0	0	0
2013	7/0	1	0	1	0-0	0-0	0-0	0	0	0
2014	9/9	6	13	19	2-10	2-10	0-0	0	1-0	0
Career	29/9	10	13	23	2-10	2-10	0-0	0	1-0	0

THOMAS' GAME-BY-GAME STATISTICS

2014	DEFENSE	UT	AT	TM	TFL	SACKS	INT	PBU	FR	FF
Jacksonville State	0	0	0	0-0	0-0	0-0	0-0	0	0	0
Oregon	1	1	2	1-6	1-6	0-0	0-0	0	0	0
Eastern Michigan	0	1	1	0-0	0-0	0-0	0-0	0	0	0
Wyoming	0	2	2	0-0	0-0	0-0	0-0	0	0	0
Nebraska	2	1	3	1-4	1-4	0-0	0-0	0	0	0
Purdue	1	0	1	0-0	0-0	0-0	0-0	0	0	0
Indiana	2	3	5	0-0	0-0	0-0	0-0	0	0	0
Michigan	0	3	3	0-0	0-0	0-0	0-0	0	1-0	0
Ohio State	0	2	2	0-0	0-0	0-0	0-0	0	0	0
Totals	6	13	19	2-10	2-10	0-0	0-0	0	1-0	0



2014 SPARTAN FOOTBALL GAME NOTES



AJ TROUP 19

WR | 6-2 | 218 | JR. | SQ
MINNEAPOLIS, MINN.
WAYZATA

CAREER/SEASON NOTES: Fourth-year walk-on will see time in the playing rotation at wide receiver . . . has seven catches for 113 yards (16.1 avg.) in eight games . . . had a 13-yard reception vs. Michigan . . . caught two passes for 43 yards, including a 33-yard TD catch, vs. Eastern Michigan . . . had a 19-yard catch at No. 3 Oregon . . . in his collegiate debut, had three receptions for 38 yards, including a 17-yard touchdown catch, against Jacksonville State . . . did not see action in spring practice (knee) . . . had a breakout spring in 2013 but was sidelined for the entire season after suffering a knee injury in the summer . . . did not see game action in 2012 . . . sidelined for almost the entire spring in 2011 with a knee injury . . . also suffered an ACL injury in high school.

TROUP'S CAREER HIGHS

Catches: 3, vs. Jacksonville State (8/29/14)

Receiving Yards: 43, vs. Eastern Michigan (9/20/14)

TD Catches: 1, twice

TROUP'S STATISTICS

RECEIVING	G/GS	REC.	YDS.	AVG.	TD	LG	YPG
2014	8/0	7	113	16.1	2	33	14.1

TROUP'S GAME-BY-GAME STATISTICS

2014

RECEIVING	NO.	YDS	TD	LG
Jacksonville State	3	38	1	17
Oregon	1	19	0	19
Eastern Michigan	2	43	1	33
Nebraska	0	0	0	0
Nebraska	0	0	0	0
Purdue	0	0	0	0
Indiana	0	0	0	0
Michigan	1	13	0	13
Ohio State		-DNP-		
Totals	7	113	2	33



Trae WAYNES 15

CB | 6-1 | 182 | JR. | 2L
KENOSHA, WIS.
BRADFORD

- THORPE AWARD SEMIFINALIST
- MIDSEASON ALL-AMERICAN (FIRST TEAM: SI.COM; SECOND TEAM: CBSSPORTS.COM; THIRD TEAM, PHIL STEELE)
- MIDSEASON ALL-BIG TEN (PHIL STEELE)
- NAGURSKI TROPHY WATCH LIST

CAREER NOTES: Fourth-year player is in his second season as a starting cornerback . . . listed No. 1 on the depth chart at boundary corner after starting at field corner in 2013 . . . two-year letterwinner has 87 tackles, five interceptions and 10 pass break-ups in 32 career games, including 23 consecutive starts . . . listed among the nation's Top 10 defensive backs (No. 5) to watch in 2014, according to NFL.com's Bucky Brooks.

2014 SEASON (JUNIOR): Named one of 15 semifinalists for the Jim Thorpe Award (nation's top defensive back) . . . named Midseason All-American by SI.com (first team), CBSSports.com (second team) and Phil Steele (third team) . . . Midseason All-Big Ten selection by Phil Steele (first team) . . . has started all nine games at boundary corner . . . has 32 tackles this season, including two for losses (9 yards) . . . tied for team lead with two interceptions and ranks second with five pass break-ups . . . compiled 20 production points, five tackles and a pass break-up in the win over Michigan . . . had a career-high two tackles for loss (9 yards), including a 4-yard sack, and also broke up a pas at Indiana . . . tallied 20 production points to lead the secondary at Purdue; had five tackles and a fumble recovery early in the fourth quarter against the Boilermakers . . . led the secondary with 22 production points in victory over No. 19 Nebraska; tied his career high with two interceptions and also posted career bests in tackles (7) and pass break-ups (2) . . . collected four stops against Wyoming . . . had four tackles and a pass break-up at No. 3 Oregon.

WAYNES' CAREER HIGHS

Tackles: 7, vs. Nebraska (10/4/14)

Tackles for loss: 2, vs. Indiana (10/18/14)

Sacks: 1, vs. Indiana (10/18/14)

Interceptions: 2, twice (last vs. Nebraska, 10/4/14)

Pass Break-ups: 2, vs. Nebraska (10/4/14)

WAYNES' STATISTICS

	G/GS	UT	AT	TM	TFL	SACKS	INT	PBU	FR	FF
2012	9/0	2	3	5	0.5-1	0.5-1	0	0	0	0
2013	14/14	35	15	50	1.5-4	0-0	3-11	5	1	0
2014	9/9	22	10	32	2-9	1-4	2-0	5	1	0
Career	32/23	59	28	87	4-14	1.5-5	5-11	10	2	0

WAYNES' GAME-BY-GAME STATISTICS

2014

DEFENSE	UT	AT	TM	TFL	SACKS	INT	PBU	FR	FF
Jacksonville State	0	0	0	0-0	0-0	0-0	0	0	0
Oregon	3	1	4	0-0	0-0	0-0	1	0	0
Eastern Michigan	1	0	1	0-0	0-0	0-0	0	0	0
Wyoming	2	2	4	0-0	0-0	0-0	0	0	0
Nebraska	4	3	7	0-0	0-0	2-0	2	0	0
Purdue	3	2	5	0-0	0-0	0-0	0	1	0
Indiana	2	0	2	2-9	1-4	0-0	1	0	0
Michigan	4	1	5	0-0	0-0	0-0	1	0	0
Ohio State	3	1	4	0-0	0-0	0-0	0	0	0
Totals	22	10	32	2-9	1-4	2-0	5	1	0

2014 SPARTAN FOOTBALL GAME NOTES



Delton **22** WILLIAMS

RB | 6-1 | 228 | SO. | 1L
ERIE, PA.
CATHEDRAL PREP

CAREER NOTES: Second-year player figures to earn his share of carries in the back-field in 2014 . . . did not practice in the spring (shoulder) . . . has rushed for 517 yards on 78 carries (6.6 avg.) with six touchdowns in 18 career games . . . was one of four true freshmen to play in 2013 for the Spartans.

2014 SEASON (SOPHOMORE): Ranks third on the team with 279 rushing yards on 40 attempts (7.0 avg.) . . . has a career-best five rushing touchdowns . . . has four rushes of 20-plus yards . . . had three carries for 20 yards in the victory over Michigan . . . rushed five times for 55 yards (11.0 avg.), including a 22-yard touchdown run, at Indiana . . . averaged 11.0 yards per carry at Purdue (four carries for 44 yards), including a 30-yard gain . . . rushed nine times for 34 yards, including a 4-yard TD run, against Wyoming . . . recorded his first 100-yard rushing game with 103 yards on 10 carries and three TDs, including an 80-yard TD run, vs. Eastern Michigan, and was named Spartan Offensive Player of the Week . . . had 3 yards rushing on five carries in the season opener against Jacksonville State.

WILLIAMS' CAREER HIGHS

Carries: 12, vs. Indiana (10/12/13)
Rushing Yards: 103, vs. Eastern Michigan (9/20/14)
Rushing Touchdowns: 3, vs. Eastern Michigan (9/20/14)

WILLIAMS' STATISTICS

RUSHING	G/GS	ATT	YDS.	AVG.	TD	LG	YPG
2013	9/0	38	238	6.3	1	42	26.4
2014	9/0	40	279	7.0	5	80	31.0
Career	18/1	78	517	6.6	6	80	28.7

RECEIVING	REC.	YDS.	AVG.	TD	LG	YPG
2013	2	13	6.5	0	9	1.4
2014	2	27	13.5	0	17	3.0
Career	4	40	10.0	0	17	2.2

WILLIAMS' GAME-BY-GAME STATISTICS

2014					
RUSHING	ATT	YDS	TD	LG	
Jacksonville State	5	3	0	3	
Oregon	0	0	0	0	
Eastern Michigan	10	103	3	80	
Wyoming	9	34	1	14	
Nebraska	0	0	0	0	
Purdue	4	44	0	30	
Indiana	5	55	1	23	
Michigan	3	20	0	11	
Ohio State	4	20	0	7	
Totals	40	279	5	80	



RJ **26** WILLIAMSON

S | 6-0 | 214 | JR. | 2L
DAYTON, OHIO
DUNBAR

CAREER NOTES: Three-year letterwinner has 116 tackles and 14 passes defended (five interceptions, nine pass break-ups) in 34 career games, including eight starts.

2014 SEASON (JUNIOR): Has seen action in all nine games, including six starts at strong safety . . . tied for the team lead with two interceptions . . . ranks second on the team with a career-high 45 tackles . . . ranks third on the team with four pass break-ups . . . ranks seventh on the team with 79 production points . . . recorded a career-high 11 tackles vs. No. 14 Ohio State . . . returned an interception 29 yards for a touchdown in the third quarter and had four tackles in the win over Michigan . . . collected 15 production points and had six tackles at Indiana . . . had five tackles and a pass break-up against Wyoming . . . named the fourth game captain vs. Eastern Michigan while leading the team with 17 production points; returned an interception 9 yards and also had a tackle against the Eagles . . . collected nine stops (six solo, three assists) at No. 3 Oregon . . . recorded four tackles and a pass break-up in the season-opening win over Jacksonville State.

WILLIAMSON'S CAREER HIGHS

Tackles: 11, vs. Ohio State (11/8/14)
Tackles for loss: 1.0, four times (last vs. Illinois, 10/26/13)
Interceptions: 1, five times (last vs. Michigan, 10/25/14)
Pass Break-ups: 1, eight times (last vs. Wyoming, 9/27/14)

WILLIAMSON'S STATISTICS

	G/GS	UT	AT	TM	TFL	SACKS	INT	PBU	FR	FF
2012	11/0	19	8	27	1-1	0-0	2-21	4	1-0	1
2013	14/2	17	27	44	3-6	0-0	1-0	2	0	0
2014	9/6	24	21	45	0-0	0-0	2-38	4	0	0
Career	34/8	60	56	116	4-7	0-0	5-59	9	1-0	1

WILLIAMSON'S GAME-BY-GAME STATISTICS

2014										
DEFENSE	UT	AT	TM	TFL	SACKS	INT	PBU	FR	FF	
Jacksonville State	3	1	4	0-0	0-0	0-0	1	0	0	
Oregon	6	3	9	0-0	0-0	0-0	0	0	0	
Eastern Michigan	0	1	1	0-0	0-0	1-9	1	0	0	
Wyoming	3	2	5	0-0	0-0	0-0	1	0	0	
Nebraska	1	1	2	0-0	0-0	0-0	1	0	0	
Purdue	2	1	3	0-0	0-0	0-0	0	0	0	
Indiana	4	2	6	0-0	0-0	0-0	0	0	0	
Michigan	1	3	4	0-0	0-0	1-29	0	0	0	
Ohio State	4	7	11	0-0	0-0	0-0	0	0	0	
Totals	24	21	45	0-0	0-0	2-38	4	0	0	



2014 GAME RECAPS

GAME 1 • NO. 8/8 MICHIGAN STATE 45, JACKSONVILLE STATE 7

Game 1 | Michigan State 45, Jacksonville State 7

Aug. 29, 2014 • East Lansing, Mich.

Spartan Stadium • Att: 75,127

WHAT HAPPENED

• Michigan State raced out to a 38-0 halftime lead en route to winning its 16th consecutive home opener, 45-7, over Jacksonville State. The Gamecocks entered the game ranked No. 8 in the FCS Coaches Poll.

KEY STAT

• Tony Lippett recorded a career-high 167 receiving yards on just four catches (41.8 avg.). He had touchdown catches of 71 and 64 yards.

KEY PLAY

• On MSU's first series of the game, Connor Cook completed a 64-yard touchdown pass to Tony Lippett, giving the Spartans their first touchdown of the season on just their fourth play from scrimmage.

QUOTABLE

"I thought we made a statement. We wanted to make sure that we weren't flat coming out and I don't think we were, other than the first play of the game. We played very crisp ... I think we came out and did what we needed to do. We played a dominant football game and we will now move on to the next one."

- MSU head coach Mark Dantonio

KEY NOTE

• MSU head coach Mark Dantonio improved to 8-0 in home openers.

RECAP

EAST LANSING, Mich. (AP) - Connor Cook threw a long touchdown pass for Michigan State's first points of the season - and coach Mark Dantonio's immediate reaction was concern. That's because Cook needed to be helped off the field after a late hit to his left leg. Cook shook off that early scare to finish with three touchdown passes, and No. 8 Michigan State rolled to an easy 45-7 victory over Jacksonville State. Cook completed his first nine passes in a nearly flawless performance. He sat out the second half after going 12 of 13 for 285 yards. The Spartans led 38-0 at halftime, and when Jacksonville State finally scored early in the third quarter, it was the first touchdown Michigan State had allowed at home since Oct. 12 - a span of 215 minutes, 40 seconds.



Michigan State won its 16th consecutive home opener with a 45-7 win over Jacksonville State Aug. 29 at Spartan Stadium.

SCORE BY QUARTERS	1	2	3	4	F
Jacksonville State (0-1)	0	0	7	0	- 7
Michigan State (1-0)	21	17	7	0	- 45

SCORING SUMMARY

FIRST QUARTER

MSU (7-0)	Lippett 64-yard pass from Cook (Geiger kick), 11:57 left Drive: 4 plays, 80 yards, 1:45
MSU (14-0)	Lippett 71-yard pass from Cook (Geiger kick), 10:23 left Drive: 2 plays, 73 yards, 0:42
MSU (21-0)	Troup 17-yard pass from Cook (Geiger kick), 3:35 left Drive: 4 plays, 56 yards, 1:43

SECOND QUARTER

MSU (28-0)	Hill 17-yard run (Geiger kick), 12:43 left Drive: 8 plays, 70 yards, 4:20
MSU (35-0)	Hill 8-yard run (Geiger kick), 5:01 left Drive: 10 plays, 90 yards, 4:12
MSU (38-0)	Geiger 35-yard field goal, 0:00 left Drive: 7 plays, 16 yards, 3:08

THIRD QUARTER

JSU (7-38)	Merrill 9-yard pass from Shortell (Rouleau kick), 11:37 left Drive: 9 plays, 54 yards, 1:49
MSU (45-7)	O'Connor 3-yard run (Geiger kick), 2:18 left Drive: 9 plays, 81 yards, 5:18

TEAM STATISTICS

	JSU	MSU
First Downs	14	25
Rushes-Yards	25-22	50-211
Passing Yards	222	354
Passes	18-37-3	18-24-0
Total Offense-Plays	244-62	565-74
Punts-Avg.	7-40.9	4-32.8
Fumbles-Lost	0-0	1-0
Penalties-Yards	7-64	2-13
Possession Time	21:55	38:05

INDIVIDUAL STATISTICS

RUSHING (CARRIES-YARDS)

JSU: LeMay 5-23, James 3-17, Jenkins 12-7, Pope 2-4, Jones 1-2, Shortell 2-(-31); MSU: Langford 13-57, Hill 11-42, Holmes 8-28, Terry 5-21, Shelton 2-19, Burbridge 2-18, Kings 1-17, O'Connor 2-5, Williams 5-3, Cook 1-1.

PASSING (C-A-I-YARDS-TD)

JSU: Shortell 10-18-0-117-1, Jenkins 5-13-2-82-0, LeMay 3-6-1-23-0; MSU: Cook 12-13-0-285-3, O'Connor 5-8-0-56-0, Terry 1-3-0-13-0.

RECEIVING (RECEPTIONS-YARDS)

JSU: Barge 7-98, Williams 3-23, Screws 2-17, Gonzalez 1-23, Johnson 1-23, Stephens 1-17, Merrill 1-9, Brummel 1-6, Goffigan 1-6; MSU: Lippett 4-167, Price 3-54, Troup 3-38, Mumphery 1-43, Madaris 1-13, Lyles 1-10, Hill 1-9, Burbridge 1-8, Arnett 1-6, Shelton 1-5, Kings 1-1.

TACKLES-TOP FIVE (TOTAL-SOLO-ASSISTS)

JSU: Endress 10 (5-5), Johnson 8 (4-4), Hough 8 (0-8), Well 6 (3-3), Carlisle 6 (1-5); MSU: Harris 5 (2-3), Cox 4 (4-0), Williamson 4 (3-1), Drummond 4 (3-1), Colquhoun 4 (2-2).



GAME 2 • NO. 3/4 OREGON 46, NO. 7/6 MICHIGAN STATE 27

Game 2 | Oregon 46, Michigan State 27

Sept. 6, 2014 • Eugene, Ore.

Autzen Stadium • Att: 59,456

WHAT HAPPENED

• Michigan State scored 24 points in the second quarter and led midway through the third quarter, 27-18, but Oregon rattled off 28 unanswered points to snap the Spartans' 11-game winning streak, 46-27.

KEY STAT

• The Ducks had 12 explosive plays (20 yards or more) in the game (offense/defense/special teams), including a 70-yard TD pass from Marcus Mariota to Devon Allen in the second quarter.

KEY PLAY

• With MSU leading 28-17 midway through the third quarter and Oregon facing a third-and-10 on its own 41-yard line, Marcus Mariota escaped three Michigan State tacklers in the backfield, scrambled, and pitched a shovel pass to Royce Freeman for a 17-yard gain and a first down. The Ducks scored a touchdown later in the drive and proceeded to score 28 unanswered points.

QUOTABLE

"We gave up too many big plays and too many explosive plays, but that's Oregon and we understood that coming into this...When you end up minus-two in the turnover column it's tough to win and in both of those cases they led to scores. The last one took away our points and the first score that they got came off of a turnover...We'll bounce back. There is no question that we'll bounce back."

- MSU head coach Mark Dantonio

KEY NOTE

• Marcus Mariota became the first quarterback since Sept. 18, 2010, to throw for more than 300 yards (318) against the Spartan defense.

RECAP

EUGENE, Ore. (AP) - Connor Cook threw for a career-high 343 yards and two touchdowns in a 46-27 loss at No. 3 Oregon. Michigan State took a 24-18 lead with 18 seconds to go in the first half when Josiah Price leaped to grab Cook's 7-yard TD pass into the end zone. Michigan State padded its lead to 27-18 with Geiger's 42-year-old field goal in the third quarter, but Oregon rallied to score four touchdowns in the game's final 20 minutes to pull away with the 46-27 victory.



Marcus Rush tied career highs in tackles (11) and tackles for loss (2.5) at No. 3 Oregon, including an 11-yard sack of Duck quarterback Marcus Mariota.

SCORE BY QUARTERS	1	2	3	4	F
Michigan State (1-1)	0	24	3	0	- 27
Oregon (2-0)	8	10	14	14	- 46

SCORING SUMMARY

FIRST QUARTER

UO (8-0) Thomas 1-yard run (Buckner pass from Alie), 3:39 left
Drive: 7 plays, 39 yards, 2:02

SECOND QUARTER

UO (11-0) Wogan 28-yard field goal, 13:37 left
Drive: 6 plays, 77 yards, 1:50
MSU (7-11) Langford 16-yard run (Geiger kick), 10:57 left
Drive: 8 plays, 76 yards, 2:40
UO (18-7) Allen 70-yard pass from Mariota (Wogan kick)
Drive: 2 plays, 75 yards, 0:45
MSU (10-18) Geiger 34-yard field goal, 6:40 left
Drive: 7 plays, 15 yards, 3:32
MSU (17-18) Lippett 7-yard pass from Cook (Geiger kick), 2:26 left
Drive: 6 plays, 38 yards, 2:15
MSU (24-18) Price 7-yard pass from Cook (Geiger kick), 0:18 left
Drive: 6 plays, 66 yards, 1:09

THIRD QUARTER

MSU (27-18) Geiger 42-yard field goal, 10:55 left
Drive: 8 plays, 30 yards, 2:38
UO (25-27) Allen 24-yard pass from Mariota (Wogan kick), 4:33 left
Drive: 8 plays, 59 yards, 2:13
UO (32-27) Lowe 37-yard pass from Mariota (Wogan kick), 1:34 left
Drive: 7 plays, 59 yards, 1:50

FOURTH QUARTER

UO (39-27) Freeman 38-yard run (Wogan kick), 14:19 left
Drive: 2 plays, 54 yards, 0:30
UO (46-27) Freeman 14-yard run (Wogan kick), 1:25 left
Drive: 11 plays, 96 yards, 6:31

TEAM STATISTICS

	MSU	UO
First Downs	25	19
Rushes-Yards	36-123	40-173
Passing Yards	343	318
Passes	29-47-2	17-28-0
Total Offense-Plays	466-83	491-68
Punts-Avg.	6-42.7	7-43.0
Fumbles-Lost	1-0	0-0
Penalties-Yards	5-38	9-74
Possession Time	33:40	26:20

INDIVIDUAL STATISTICS

RUSHING (CARRIES-YARDS)

MSU: Langford 24-86, Shelton 1-30, Hill 7-14, Cook 4-(-7); UO: Freeman 13-89, Mariota 9-42, Tyner 13-33, Marshall 5-9.

PASSING (C-A-I-YARDS-TD)

MSU: Cook 29-47-2-343-2; UO: Mariota 17-28-0-318-3.

RECEIVING (RECEPTIONS-YARDS)

MSU: Lippett 11-133, Price 5-51, Shelton 4-58, Burbridge 2-30, Mumphery 2-23, Kings 2-20, Troup 1-19, Williams 1-10, Langford 1-(-1); UO: Allen 3-110, Lowe 3-58, Marshall 3-36, Carrington 2-66, Freeman 2-22, Stanford 2-19, Tyner 2-7.

TACKLES-TOP FIVE (TOTAL-SOLO-ASSISTS)

MSU: Rush 8-3-11, Williamson 6-3-9, Jones 2-3-5, Three with 4; UO: Hill 7-2-9, Walker 4-5-9, Buckner 3-4-7, Daniels 5-1-6, Four with 5.



2014 GAME RECAPS

GAME 3 • NO. 11/11 MICHIGAN STATE 73, EASTERN MICHIGAN 14

Game 3 | Michigan State 73, Eastern Michigan 14
Sept. 20, 2014 • East Lansing, Mich.
Spartan Stadium • Att: 73,846

WHAT HAPPENED

• Michigan State scored the third-most points in modern-day program history (since 1946) in its 73-14 victory over Eastern Michigan. The Spartans scored seven rushing touchdowns, their most since 1989.

KEY STAT

• Eastern Michigan produced zero first downs and 1 total yard of offense in the first half, including minus-14 rushing yards on nine attempts. Only four of EMU's 25 offensive snaps in the first half resulted in positive yards.

KEY PLAY

• After forcing a three-and-out on EMU's first offensive series, Macgarrett Kings Jr. returned a punt 43 yards to the Eagle 37-yard line, setting up MSU for the first of five straight possessions with a touchdown.

QUOTABLE

"We came out and played very well. We asked our players to come game ready today and that was our theme for this week in terms of what we needed to do. We were sort of stuck in neutral for two weeks with where we were at and who is who. We needed to make a statement and were able to do that."

- MSU head coach Mark Dantonio

KEY NOTE

• Michigan State's 49 first-half points marked a modern-day school record (previous record: 45 in 2007 vs. UAB).

RECAP

EAST LANSING, Mich. (AP) - The No. 11 Spartans scored the program's third-most points since 1931, smashing Eastern Michigan 73-14. Connor Cook threw two touchdown passes and ran for a score, all in the first quarter, as Michigan State found the end zone on its first five possessions. The Spartans finished with their highest point total in 25 years. They beat Northwestern 76-14 in 1989 and blanked Arizona 75-0 in 1949. Eastern Michigan (1-3) was outgained 320-1 in the first half and surrendered the game's first 20 first downs. Michigan State finished with 336 yards rushing, 496 in total offense and held the Eagles to five first downs.



Delton Williams recorded his first 100-yard rushing game with 103 yards and three touchdowns against Eastern Michigan, including an 80-yard TD run.

SCORE BY QUARTERS	1	2	3	4	F
Eastern Michigan (1-3)	0	0	7	7	- 14
Michigan State (2-1)	28	21	10	14	- 73

SCORING SUMMARY

FIRST QUARTER

- MSU (7-0) Cook 4-yard run (Geiger kick), 11:41 left
Drive: 5 plays, 37 yards, 2:15
- MSU (14-0) Langford 21-yard run (Geiger kick), 8:03 left
Drive: 7 plays, 67 yards, 2:51
- MSU (21-0) Lippett 23-yard pass from Cook (Geiger kick), 7:49 left
Drive: 1 play, 23 yards, 0:06
- MSU (28-0) Lippett 8-yard pass from Cook (Geiger kick), 2:18 left
Drive: 7 plays, 68 yards, 3:50

SECOND QUARTER

- MSU (35-0) Troup 33-yard pass from O'Connor (Geiger kick), 11:04 left
Drive: 10 plays, 68 yards, 5:48
- MSU (42-0) Williams 1-yard run (Geiger kick), 5:17 left
Drive: 3 plays, 7 yards, 1:20
- MSU (49-0) Shelton 6-yard run (Geiger kick), 2:40 left
Drive: 1 play, 6 yards, 0:06

THIRD QUARTER

- MSU (56-0) Hill 4-yard run (Geiger kick), 9:42 left
Drive: 9 plays, 61 yards, 5:09
- EMU (7-56) Allen 43-yard pass Bolden (Mulder kick), 7:18 left
Drive: 7 plays, 65 yards, 2:24
- MSU (59-7) Geiger 30-yard field goal, 2:26 left
Drive: 6 plays, 17 yards, 2:43

FOURTH QUARTER

- EMU (14-59) Russell 9-yard pass from Bolden (Mulder kick), 14:19 left
Drive: 3 plays, 12 yards, 0:41
- MSU (66-14) Williams 7-yard run (Geiger kick), 8:49 left
Drive: 6 plays, 29 yards, 3:15
- MSU (73-14) Williams 80-yard run (Geiger kick), 6:05 left
Drive: 1 play, 80 yards, 0:14

TEAM STATISTICS

	EMU	MSU
First Downs	5	24
Rushes-Yards	19-20	60-336
Passing Yards	115	160
Passes	10-29-1	14-19-1
Total Offense-Plays	135-48	79-496
Punts-Avg.	10-44.9	5-43.4
Fumbles-Lost	5-5	0-0
Penalties-Yards	4-38	4-25
Possession Time	17:19	42:41

INDIVIDUAL STATISTICS

RUSHING (CARRIES-YARDS)

EMU: Bell 1-9, Hill 5-7, Bolden 6-5, Brumfield 2-3, Jackson 3-1, Allen 2-(-5); MSU: Williams 10-103, Langford 9-60, Hill 14-58, Kings 2-36, Mumphery 1-22, Terry 3-17, Holmes 7-16, Cook 3-11, Shelton 3-9, Michael-Williams 4-5, O'Connor 1-3, Team 3-(-4).

PASSING (C-A-I-YARDS-TD)

EMU: Bolden 10-29-1-115-2; MSU: Terry 5-8-0-19-0, Cook 5-6-0-83-2, O'Connor 4-5-1-58-1.

RECEIVING (RECEPTIONS-YARDS)

EMU: Russell 4-38, Brumfield 3-19, Allen 2-53, Hill 1-5; MSU: Lippett 3-45, Sims 3-26, Troup 2-43, Kings 1-18, Burbridge 1-14, Mumphery 1-6, Arnett 1-5, Madaris 1-4, Lang 1-(-1).

TACKLES-TOP FIVE (TOTAL-SOLO-ASSISTS)

EMU: Pace 10 (7-3), Ibe 10 (4-6), Zappone 10 (3-7), Johnson 9 (5-4), Creear 7 (3-4); MSU: Nicholson 5 (2-3), Bullough 3 (2-1), Rescke 3 (0-3), six with 2.



GAME 4 • NO. 9/9 MICHIGAN STATE 56, WYOMING 14

Game 4 | Michigan State 56, Wyoming 14
 Sept. 27, 2014 • East Lansing, Mich.
 Spartan Stadium • Att: 74, 227

WHAT HAPPENED

• Michigan State scored a touchdown on all six of its first-half possessions to build a 42-14 halftime lead en route to a 56-14 victory over Wyoming.

KEY STAT

• Michigan State rushed 52 times for 338 yards and five touchdowns against Wyoming. In the 73-14 victory over Eastern Michigan, the Spartans carried 60 times for 336 yards and seven TDs. It marked the first time MSU recorded back-to-back 300-yard rushing games since 2004 (52 rushes for 324 yards and 3 TDs vs. Minnesota; and 57 carries for 368 yards and 4 TDs at Michigan).

KEY PLAY

• After Wyoming trimmed MSU's lead to 14-7 with 2:40 left in the first quarter, the Spartans quickly answered with a three-play, 59-yard touchdown drive to go back up 21-7, capped by a 33-yard run by Keith Mumphery for his first-career rushing TD.

QUOTABLE

"We have never exploded like this out of the gate with our offense. It is a great advantage when you are not turning over the ball, and when you can run and throw it. We have good receivers, and I have said that all along. We have been impressed with our offensive practices and habits, and we've really said that since spring."

- MSU head coach Mark Dantonio

KEY NOTE

• Michigan State scored 50 points in back-to-back games for the first time since 1978.

RECAP

EAST LANSING, Mich. (AP) - Michigan State's record-setting offense didn't score 73 points again, but it looked like it might in its final Big Ten tuneup. The No. 9 Spartans settled for a 56-14 rout of Wyoming, completing their most explosive first four games in school history with a 50.3-point average. Jeremy Langford rushed for 137 of the Spartans' 533 total yards, and Connor Cook was 6-for-8 through the air for 109 yards and two touchdowns. Tony Lippett had four catches for 76 yards and a touchdown, and Keith Mumphery scored on a run and a reception vs. the Cowboys. Wyoming finished with 286 yards of offense but lost the ball on two fumbles and an interception, three mistakes too many against a team that is averaging nearly a point per minute at home.



Keith Mumphery ran for a 33-yard touchdown in the first quarter as MSU scored six first-half touchdowns against Wyoming.

SCORE BY QUARTERS	1	2	3	4	F
Wyoming (3-2, 1-0)	7	7	0	0	- 14
Michigan State (3-1)	21	21	7	7	- 56

SCORING SUMMARY

FIRST QUARTER

MSU (7-0)	Cook 1-yard run (Geiger kick), 11:11 left Drive: 8 plays, 78 yards, 3:49
MSU (14-0)	Lippett 19-yard pass from Cook (Geiger kick), 5:47 left Drive: 10 plays, 69 yards, 4:14
WYO (7-14)	Wick 57-yard run (Williams kick), 2:40 left Drive: 6 plays, 80 yards, 3:02
MSU (21-7)	Mumphery 33-yard run (Geiger kick), 1:19 left Drive: 3 plays, 59 yards, 1:13

SECOND QUARTER

MSU (28-7)	Price 19-yard pass from Cook (Geiger kick), 13:43 left Drive: 3 plays, 29 yards, 1:07
MSU (35-7)	Mumphery 6-yard pass from O'Connor (Geiger kick), 4:11 left Drive: 9 plays, 35 yards, 5:54
MSU (42-7)	Williams 4-yard run (Geiger kick), 1:42 left Drive: 5 plays, 25 yards, 1:09
WYO (14-42)	Krill 4-yard pass from Kirkegaard (Williams kick), 0:42 left Drive: 5 plays, 75 yards, 0:42

THIRD QUARTER

MSU (49-14)	Langford 29-yard run (Geiger kick), 4:02 left Drive: 5 plays, 68 yards, 2:26
-------------	---

FOURTH QUARTER

MSU (56-14)	O'Connor 12-yard run (Geiger kick), 12:08 left Drive: 8 plays, 36 yards, 4:17
-------------	--

TEAM STATISTICS

	WYO	MSU
First Downs	11	25
Rushes-Yards	27-98	52-338
Passing Yards	188	195
Passes	16-24-1	16-20-0
Total Offense-Plays	286-51	533-72
Punts-Avg.	4-41.5	1-43.0
Fumbles-Lost	2-2	0-0
Penalties-Yards	5-43	9-84
Possession Time	24:29	35:31

INDIVIDUAL STATISTICS

RUSHING (CARRIES-YARDS)

WYO: Wick 5-85, May 8-40, Hill 6-9, Kirkegaard 8-(36); MSU: Langford 16-137, Hill 10-71, Mumphery 3-46, Williams 9-34, Terry 3-16, Shelton 1-15, O'Connor 3-14, Cook 3-3, Kings 2-2, Burbridge 1-2, Team 1-(-2).

PASSING (C-A-I-YARDS-TD)

WYO: Kirkegaard 16-24-1-188-1; MSU: Cook 8-12-0-126-2, Terry 6-6-0-56-0, O'Connor 2-2-0-13-1.

RECEIVING (RECEPTIONS-YARDS)

WYO: Ruffan 4-35, Hollister 3-33, Claiborne 2-59, Krill 2-6, Nzeocha 2-2, Gentry 1-41, Maulhardt 1-9, Wick 1-3; MSU: Lippett 4-76, Shelton 2-20, Barksdale 2-16, Madaris 2-15, Langford 2-12, Price 1-19, Williams 1-17, Hill 1-14, Mumphery 1-6.

TACKLES-TOP FIVE (TOTAL-SOLO-ASSISTS)

WYO: Burns 10 (5-5), Wacha 9 (4-5), Yarbrough 9 (3-6), Jones 8 (5-3), Kamana 7 (3-4); MSU: Harris 7 (3-4), Drummond 6 (4-2), Williamson 5 (3-2), Frey 5 (2-3), Waynes 4 (2-2).



2014 GAME RECAPS

GAME 5 • NO. 10/10 MICHIGAN STATE 27, NO. 19/17 NEBRASKA 22

Game 5 | Michigan State 27, Nebraska 22

Oct. 4, 2014 • East Lansing, Mich.

Spartan Stadium • Att: 75,923

SCORE BY QUARTERS	1	2	3	4	F
Nebraska (5-1, 1-1)	0	0	3	19	- 22
Michigan State (4-1, 1-0)	7	10	10	0	- 27

WHAT HAPPENED

• Michigan State led 27-3 after three quarters, but Nebraska scored 19 unanswered points in the fourth quarter to cut the lead to 27-22 and had the ball for one last drive with 1:07 remaining. The Huskers drove the ball to the MSU 37-yard line, but Trae Waynes picked off a Tommy Armstrong Jr. pass with 30 seconds left to seal the win for the Spartans.

KEY STAT

• Nebraska entered the game ranked No. 2 in the FBS in rushing (354.8 ypg.), but was held to 47 rushing yards on 37 carries, its lowest single-game output since 2007. In addition, Ameer Abdullah, the second-leading rusher in the FBS (166.6 ypg.), was limited to 45 yards on the ground on 24 attempts.

KEY PLAY

• With Michigan State leading 27-22 with 30 seconds left, Trae Waynes recorded his second interception of the game, picking off a Tommy Armstrong Jr. pass at the MSU 17-yard line that iced the game for the Spartans.

QUOTABLE

"Things can turn very, very quickly as you saw tonight. First of all, I'm proud of our football team. We started well and played a tremendous football game, especially on defense for three and a half quarters. Then Nebraska caught fire a little bit and we had a missed interception. Next thing you know, they return a punt and you find yourself in a game. It is good that you have a close game. I don't like them, but it's good to have a close game and win it in the end."

- MSU head coach Mark Dantonio

KEY NOTE

• Jeremy Langford recorded his ninth-straight 100-yard rushing game against a Big Ten opponent with 111 yards on 29 carries, including a 31-yard touchdown run in the second quarter.

RECAP

EAST LANSING, Mich. (AP) - On a day when so many top teams lost in wild fashion, Michigan State narrowly avoided a breathtaking collapse. Trae Waynes intercepted Tommy Armstrong's pass with 30 seconds remaining, and the 10th-ranked Spartans held off 19th-ranked Nebraska 27-22 on Saturday night. The Cornhuskers were down 27-3 before scoring three touchdowns in the fourth quarter and driving into Michigan State territory in the final minute. The Spartans shut down Nebraska's vaunted running game, and the Cornhuskers didn't score in the first half despite three Michigan State turnovers in its own territory. Tony Lippett caught a 55-yard touchdown pass from Connor Cook in the first quarter, and when Lippett scored on a 32-yard reverse, Michigan State was up 27-3 with 2:02 remaining in the third.



Ameer Abdullah, who entered the game ranked No. 2 in the FBS in rushing (166.6 ypg.), was held to 45 yards on the ground on 24 carries against MSU.

SCORING SUMMARY

FIRST QUARTER

MSU (7-0) Lippett 55-yard pass from Cook (Geiger kick), 8:22 left
Drive: 3 plays, 80 yards, 0:59

SECOND QUARTER

MSU (14-0) Langford 31-yard run (Geiger kick), 13:48 left
Drive: 1 play, 31 yards, 0:08

MSU (17-0) Geiger 28-yard field goal, 4:32 left
Drive: 7 plays, 45 yards, 2:52

THIRD QUARTER

MSU (20-0) Geiger 27-yard field goal, 9:18 left
Drive: 4 plays, 5 yards, 1:28

NEB (3-20) Brown 40-yard field goal, 6:12 left
Drive: 13 plays, 52 yards, 3:06

MSU (27-3) Lippett 32-yard run (Geiger kick), 2:02 left
Drive: 7 plays, 84 yards, 4:05

FOURTH QUARTER

NEB (9-27) Abdullah 2-yard run (Fyfe rush failed), 12:49 left
Drive: 6 plays, 43 yards, 1:11

NEB (16-27) Abdullah 1-yard run (Brown kick), 4:10 left
Drive: 5 plays, 68 yards, 1:37

NEB (22-27) Pierson-El 62-yard punt return (Abdullah rush failed), 3:22 left

TEAM STATISTICS

	NEB	MSU
First Downs	20	17
Rushes-Yards	37-47	44-188
Passing Yards	282	234
Passes	21-45-2	11-29-1
Total Offense	82-329	73-422
Punts-Avg.	8-35.9	9-38.4
Fumbles-Lost	2-2	2-2
Penalties-Yards	6-48	9-94
Possession Time	27:51	32:09

INDIVIDUAL STATISTICS

RUSHING (CARRIES-YARDS)

NEB: Abdullah 24-45, Armstrong 11-7, Team 2-(-5); MSU: Langford 29-111, Lippett 1-32, Hill 9-30, Shelton 3-22, Team 1-(-1), Cook 1-(-6).

PASSING (C-A-I-YARDS-TD)

NEB: Armstrong 20-43-2-273-0, Fyfe 1-2-0-9-0; MSU: Cook 11-29-1-234-1.

RECEIVING (RECEPTIONS-YARDS)

NEB: Westerkamp 9-158, Bell 3-31, Allen 3-9, Abdullah 2-22, Moore 1-43, Janovich 1-16, Hovey 1-8, Pierson-El 1-(-5); MSU: Lippett 3-104, Kings 2-38, Burbridge 2-37, Mumphery 2-34, Price 1-21, Langford 1-0.

TACKLES-TOP FIVE (TOTAL-SOLO-ASSISTS)

NEB: Roach 18 (9-9), Gerry 7 (5-2), Anderson 6 (4-2), Gregory 6 (1-5), Cooper 5 (3-2); MSU: T. Jones 10 (6-4), Drummond 9 (8-1), Waynes 7 (4-3), Nicholson 7 (3-4), Davis 5 (2-3).



GAME 6 • NO. 8/8 MICHIGAN STATE 45, PURDUE 31

Game 6 | Michigan State 45, Purdue 31
 Oct. 11, 2014 • West Lafayette, Ind.
 Ross-Ade Stadium • Att: 40,217

SCORE BY QUARTERS	1	2	3	4	F
Michigan State (5-1, 2-0)	14	10	14	7	- 45
Purdue (3-4, 1-2)	3	14	0	14	- 31

WHAT HAPPENED

Michigan State collected 532 yards of total offense, including 294 rushing yards, to defeat Purdue for the third straight time at Ross-Ade Stadium and for the sixth consecutive time in the series.

KEY STAT

Jeremy Langford paced the Spartan running game that averaged 6.8 yards per carry (43 attempts for 294 yards) vs. Purdue. Langford had 104 rushing yards on just 13 attempts (8.0 avg.) against the Boilermakers to record his 11th straight 100-yard rushing game against a Big Ten opponent. Michigan State improved to 24-3 under Coach Dantonio while gaining more than 200 yards rushing.

KEY PLAY

With Michigan State leading 38-31 and Purdue facing a third-and-8 from its own 22-yard line with 1:29 left in the game, Ed Davis and Shilique Calhoun applied pressure to Boilermaker quarterback Austin Appleby, forcing an errant pass that Darien Harris intercepted and returned 15 yards for the touchdown.

QUOTABLE

"We never lose hope and always have faith in what we're doing and how we're doing it. And, it comes down to the final two minutes again and you finish the game on defense. The reason we play the game is to get to those situations where, when the game's on the line, what are you going to do? Our guys showed great character again while fighting through that adversity. It certainly gave us confidence after doing it last week to be able to do it again today."

-MSU assistant head coach/defensive coordinator Pat Narduzzi

KEY NOTE

Michigan State scored at least 45 points for the fourth time in six games; it marks only the second time in school history the Spartans have scored at least 45 points four times in the first six games of the season (1912).

RECAP

WEST LAFAYETTE, Ind. (AP) - Connor Cook threw three touchdown passes and Nick Hill ran for two scores, but No. 8 Michigan State still needed a late interception return for a touchdown to hold on 45-31 at Purdue. The Boilermakers got the ball back at its own 5-yard line with 2:57 to go and a chance to force overtime, but Darien Harris picked off an Austin Appleby pass and ran it back 15 yards to seal the win. Michigan State's offense certainly did its part. It amassed 532 total yards, had 17 plays of 10 or more yards, scored five touchdowns and didn't punt until there was 1:10 to go in the third quarter. When Purdue closed to 24-17 at halftime, the Spartans responded with touchdowns on their next two drives - getting a terrific toe tap in the back of the end zone for a 13-yard TD catch by Aaron Burbridge. Hill followed that with a 4-yard TD run to make it 38-17.



Connor Cook threw a 39-yard touchdown pass to Tony Lippett in the first quarter, at Purdue, extending Lippett's streak to eight straight games with a TD reception.

SCORING SUMMARY

FIRST QUARTER

- MSU (7-0) Lippett 39-yard pass from Cook (Geiger kick), 11:44 left
Drive: 8 plays, 75 yards, 3:16
- PUR (3-7) Griggs 36-yard field goal, 7:25 left
Drive: 7 plays, 58 yards, 4:19
- MSU (14-3) Hill 2-yard run (Geiger kick), 3:47
Drive: 9 plays, 75 yards, 3:38

SECOND QUARTER

- MSU (21-3) Price 2-yard pass from Cook (Geiger kick), 11:37 left
Drive: 11 plays, 84 yards, 4:59
- PUR (10-21) Hunt 3-yard run (Griggs kick), 9:00 left
Drive: 7 plays, 81 yards, 2:37
- MSU (24-10) Geiger 42-yard field goal, 5:19 left
Drive: 9 plays, 50 yards, 3:41
- PUR (17-24) Knauf 9-yard pass from Appleby (Griggs kick), 1:43 left
Drive: 8 plays, 72 yards, 3:36

THIRD QUARTER

- MSU (31-17) Burbridge 13-yard pass from Cook (Geiger kick), 7:16 left
Drive: 13 plays, 77 yards, 5:33
- MSU (38-17) Hill 4-yard run (Geiger kick), 4:49 left
Drive: 3 plays, 47 yards, 1:15

FOURTH QUARTER

- PUR (24-38) Hunt 52-yard run (Griggs kick), 8:49 left
Drive: 4 plays, 60 yards, 2:12
- PUR (31-38) Hunt 3-yard run (Griggs kick), 6:19 left
Drive: 3 plays, 30 yards, 1:12
- MSU (45-31) Harris 15-yard interception return (Geiger kick), 1:22 left

TEAM STATISTICS

	MSU	PUR
First Downs	28	18
Rushes-Yards	43-294	25-129
Passing Yards	238	211
Passes	19-37-1	24-37-1
Total Offense	80-532	62-340
Punts-Avg.	2-42.0	4-41.8
Fumbles-Lost	0-0	1-1
Penalties-Yards	4-55	4-21
Possession Time	33:07	26:53

INDIVIDUAL STATISTICS

RUSHING (CARRIES-YARDS)

MSU: Langford 13-104, Hill 9-72, D. Williams 4-44, Cook 7-34, Shelton 4-27, Burbridge 3-14, Thomas 1-1, Team 2(-)-2; PUR: Hunt 12-96, Green 1-36, Mostert 2-10, Knauf 1-9, Team 1(-)-2, Appleby 8(-)-20.

PASSING (C-A-I-YARDS-TD)

MSU: Cook 19-37-1-238-3; PUR: Appleby 24-37-1-211-1.

RECEIVING (RECEPTIONS-YARDS)

MSU: Lippett 7-138, Lyles 2-36, Burbridge 2-21, Price 2-16, Mumphery 2-11, Kings 2-6, Langford 1-8, Pendleton 1-2; PUR: Anthrop 9-133, Knauf 7-29, Sinz 4-20, Hunt 2-6, Holmes 1-12, Yancey 1-11.

TACKLES-TOP FIVE (TOTAL-SOLO-ASSISTS)

MSU: Drummond 7 (0-7), Harris 6 (4-2), Four with 5; PUR: Feichter 10 (7-3), Bentley 7 (7-0), Brown 7 (5-2), Williams 6 (5-1), Herman 5 (4-1).



2014 GAME RECAPS

GAME 7 • NO. 8/6 MICHIGAN STATE 56, INDIANA 17

Game 7 | Michigan State 56, Indiana 17
Oct. 18, 2014 • Bloomington, Ind.
Memorial Stadium • Att: 44,403

WHAT HAPPENED

• In Mark Dantonio's 100th game as head coach at Michigan State, the Spartans dominated Indiana, 56-17, behind 662 yards of total offense, the fourth-highest output in school history. After trailing 17-14 in the second quarter, MSU scored 42 unanswered points to cruise to the 39-point win. It marked Dantonio's 70th win at MSU, tying him for second most in school history.

KEY STAT

• Michigan State held Indiana to 11 yards passing, the fewest allowed in the Mark Dantonio era.

KEY PLAY

• After Indiana scored a touchdown to go up 17-14 with 5:25 left in the first half, MSU faced a second-and-10 on its own 25-yard line when Connor Cook floated a pass just over the Indiana defender and into the hands of tight end Josiah Price, who raced down the sideline 67 yards to the IU 8-yard line. The play set up Jeremy Langford's 8-yard TD run that gave MSU the lead for good and provided the spark for MSU's 42-0 run to end the game.

QUOTABLE

"As far as the 70th victory, it represents so much to our football team because it represents longevity, which had not been here since Coach (George) Perles had come back in the 80s. From the first guy that made the decision to come to Michigan State in 2007, that includes the guys decided to stay in 2007 when we came, and that encompasses the guys who came this year, the last guy that signed. It's a group effort, and I appreciate the coaches staying, they've all had opportunities to leave. Our administration, the backing they have given us, our athletic director, president, board of trustees, and Spartan fans in general."

-Head coach Mark Dantonio after coaching in his 100th game at MSU

KEY NOTE

• Michigan State tied a school record with its eighth straight Big Ten road win

RECAP

BLOOMINGTON, Ind. (AP) - Connor Cook threw three touchdown passes, Jeremy Langford ran for three more scores and the defense pitched a second-half shutout as the Spartans routed Indiana 56-17. Cook went 24-of-32 for 332 yards with one interception. Langford ran for 109 yards and three scores, while Nick Hill finished with 178 yards including a 76-yard TD run with 1:24 left in the game.



Spartan captains Kurtis Drummond and Travis Jackson present head coach Mark Dantonio the game ball after MSU's 56-17 victory at Indiana. It marked Dantonio's 100th game as head coach of the Spartans and the win was his 70th at MSU.

SCORE BY QUARTERS	1	2	3	4	F
Michigan State (6-1, 3-0)	7	21	7	21	- 56
Indiana (3-4, 0-3)	3	14	0	7	- 17

SCORING SUMMARY

FIRST QUARTER

MSU (7-0) Langford 32-yard run (Geiger kick), 9:56 left
Drive: 6 plays, 69 yards, 3:11

IU (3-7) Oakes 27-yard field goal, 2:41 left
Drive: 5 plays, 65 yards, 2:06

SECOND QUARTER

MSU (14-3) Price 10-yard pass from Cook (Geiger kick), 12:21 left
Drive: 12 plays, 78 yards, 5:20

IU (10-14) Wynn 75-yard run (Oakes kick), 12:07 left
Drive: 1 play, 75 yards, 0:14

IU (17-14) Diamont 9-yard run (Oakes kick), 5:25 left
Drive: 2 plays, 39 yards, 0:30

MSU (21-17) Langford 8-yard run (Geiger kick), 3:59 left
Drive: 3 plays, 75 yards, 1:26

MSU (28-17) Kings 14-yard pass from Cook (Geiger kick), 1:14 left
Drive: 7 plays, 68 yards, 1:19

THIRD QUARTER

MSU (35-17) Shelton 4-yard pass from Cook (Geiger kick), 7:52 left
Drive: 9 plays, 79 yards, 3:51

FOURTH QUARTER

MSU (42-17) Langford 12-yard run (Geiger kick), 14:14 left
Drive: 8 plays, 55 yards, 4:08

MSU (49-17) Williams 22-yard run (Geiger kick), 5:06 left
Drive: 10 plays, 67 yards, 6:17

MSU (56-17) Hill 76-yard run (Geiger kick), 1:24 left
Drive: 3 plays, 80 yards, 1:38

TEAM STATISTICS

	MSU	IU
First Downs	30	7
Rushes-Yards	51-330	33-213
Passing Yards	332	11
Passes	24-32-1	5-16-0
Total Offense	83-662	49-224
Punts-Avg.	4-45.5	10-39.9
Fumbles-Lost	1-0	1-1
Penalties-Yards	3-37	4-25
Possession Time	39:24	20:36

INDIVIDUAL STATISTICS

RUSHING (CARRIES-YARDS)

MSU: Hill 16-178, Langford 21-109, Williams 5-55, Cook 3-8, Shelton 1-5, Burbridge 1-4, Kings 1-(-5), Team 3-(-24); IU: Coleman 15-132, Wynn 1-75, Redding 3-14, Roberts 3-8, Graham 1-(-4), Diamont 10-(-12).

PASSING (C-A-I-YARDS-TD)

MSU: Cook 24-32-1-332-3; IU: Diamont 5-15-0-11-0, Boudreau 0-1-0-0-0.

RECEIVING (RECEPTIONS-YARDS)

MSU: Lippett 7-123, Kings 6-59, Burbridge 5-48, Price 3-83, Shelton 3-19; IU: Coleman 2-6, Cobbs 1-13, Stoner 1-(-3), Fuchs 1-(-5).

TACKLES-TOP FIVE (TOTAL-SOLO-ASSISTS)

MSU: Davis 6 (5-1), Williamson 6 (4-2), T. Jones 5 (3-2), Thomas 5 (2-3), Calhoun 4 (2-2); IU: Simmons 9 (4-5), Cooper 7 (3-4), Allen 6 (5-1), Murphy 6 (4-2), Bennett 6 (4-2).



GAME 8 • NO. 8/5 MICHIGAN STATE 35, MICHIGAN 11

Game 8 | Michigan State 35, Michigan 11
 Oct. 25, 2014 • East Lansing, Mich.
 Spartan Stadium • Att: 76,331

SCORE BY QUARTERS	1	2	3	4	F
Michigan (3-5, 1-3)	0	3	0	8	- 11
Michigan State (7-1, 4-0)	7	7	14	7	- 35

WHAT HAPPENED

• Michigan State defeated Michigan for the sixth time in seven games with a 35-11 victory over the Wolverines in Spartan Stadium. It also marked the fourth straight win for MSU over Michigan in Spartan Stadium, extending a school record.

KEY STAT

• With MSU's 219-61 rushing advantage, the team with the most productive run ground attack has won 42 of the last 45 games in the MSU-UM series. Since Mark Dantonio's arrival to MSU in 2007, the Spartans have outrushed the Wolverines by 858 yards (1,490-632).

KEY PLAY

• With Michigan State leading 14-3 midway through the third quarter, RJ Williamson intercepted a Devin Gardner pass and ran it back 29 yards for the touchdown to give MSU a 21-3 lead.

QUOTABLE

"I just thought our guys played extremely focused. We wanted to make sure that we measured up. We understood all week that just because we've won in the past does not mean we are going to be entitled. We wanted to stay confident and grounded in what we were doing and focus on the task at hand. I thought we were able to do that."
 - MSU head coach Mark Dantonio

KEY NOTE

• The 24-point win over Michigan was MSU's largest win over the Wolverines since 1967 (won 34-0), and the 35 points were the most for MSU against Michigan in Spartan Stadium and tied for the second most in series history for the Spartans.

RECAP

EAST LANSING, Mich. (AP) - The eighth-ranked Spartans trounced Michigan, 35-11, for their sixth victory in the past seven games against the Wolverines. Jeremy Langford ran for 177 yards and three touchdowns for the Spartans, who outgained Michigan 446-186 and won their 14th straight game against a Big Ten opponent. This one was extra special, of course. The only other time Michigan State has won six of seven over the Wolverines was between 1956-62. This series hasn't been particularly competitive lately. Michigan State held the Wolverines to minus-48 yards rushing last year in a 29-6 victory, and Michigan was shut down again Saturday. Langford scored a pair of short touchdowns in the first half to give Michigan State a 14-3 lead. Then RJ Williamson scored on a 29-yard interception return in the third, and Cook threw a 70-yard touchdown pass to Tony Lippett later that quarter. Michigan finally reached the end zone on De'Veon Smith's 1-yard touchdown run with 3:40 remaining in the fourth. That was the first touchdown Michigan State had allowed to the Wolverines since 2011.



Jeremy Langford recorded career bests in carries (35) and rushing yards (177) while tying a career high with three rushing TDs in the win over Michigan.

SCORING SUMMARY

FIRST QUARTER

MSU (7-0) Langford 2-yard run (Geiger kick), 11:52 left
 Drive: 8 plays, 75 yards, 3:08

SECOND QUARTER

MICH (3-7) Wile 48-yard field goal, 3:30 left
 Drive: 4 plays, 0 yards, 0:48
 MSU (14-3) Langford 1-yard run (Geiger kick), 0:21 left
 Drive: 9 plays, 73 yards, 3:01

THIRD QUARTER

MSU (21-3) Williamson 29-yard interception return (Geiger kick), 8:33 left
 MSU (28-3) Lippett 70-yard pass from Cook (Geiger kick), 6:17 left
 Drive: 1 play, 70 yards, 0:11

FOURTH QUARTER

MICH (11-28) Smith 1-yard run (Butt pass from Gardner), 3:40 left
 Drive: 6 plays, 33 yards, 1:44
 MSU (35-11) Langford 5-yard run (Geiger kick), 0:28 left
 Drive: 7 plays, 48 yards, 3:11

TEAM STATISTICS

	MICH	MSU
First Downs	13	22
Rushes-Yards	26-61	46-219
Passing Yards	125	227
Passes	15-31-2	12-22-0
Total Offense	57-186	68-446
Punts-Avg.	6-42.3	4-37.5
Fumbles-Lost	2-1	2-2
Penalties-Yards	4-27	8-88
Possession Time	26:14	33:46

INDIVIDUAL STATISTICS

RUSHING (CARRIES-YARDS)

MICH: Smith 11-39, Hayes 9-27, Johnson 2-13, Gardner 4-(-18); MSU: Langford 35-177, Williams 3-20, Hill 3-17, Shelton 1-5, Kings 1-0, Cook 3-0.

PASSING (C-A-I-YARDS-TD)

MICH: Gardner 15-30-2-125-0, Morris 0-1-0-0-0; MSU: Cook 12-22-0-227-1.

RECEIVING (RECEPTIONS-YARDS)

MICH: Funchess 5-64, Hayes 3-7, Norfleet 3-0, Darboh 2-41, Canteen 1-8, Butt 1-5; MSU: Lippett 3-103, Burbridge 2-34, Kings 2-8, Mumphery 1-28, Langford 1-18, Price 1-14, Troup 1-13, Hill 1-9.

TACKLES-TOP FIVE (TOTAL-SOLO-ASSISTS)

MICH: Bolden 12 (7-5), Ryan 12 (7-5), Wilson 11 (4-7), Taylor 6 (2-4), Two with five; MSU: T. Jones 8 (7-1), Harris 7 (2-5), Davis 6 (4-2), Drummond 6 (2-4), Waynes 5 (4-1).



2014 GAME RECAPS

GAME 9 • NO. 13/11 OHIO STATE 49, NO. 7/6 MICHIGAN STATE 37

Game 9 | Ohio State 49, Michigan State 37
Nov. 8, 2014 • East Lansing, Mich.
Spartan Stadium • Att: 76,306

WHAT HAPPENED

• Ohio State racked up 568 total yards of offense to snap MSU's 13-game winning streak in Big Ten play with a 49-37 victory over the Spartans.

KEY STAT

• After missing a field goal on their first possession, the Buckeyes scored touchdowns on seven of their next eight drives. The 49 points allowed by MSU equaled the most given up by a Dantonio-coached team at MSU.

KEY PLAY

• After Michigan State missed a 39-yard field goal that would've given the Spartans a 10-point lead at 24-14 late in the second quarter, J.T. Barrett connected on a 79-yard touchdown pass to Michael Thomas on the very next play that tied the score at 21. MSU would not hold the lead again in the game.

QUOTABLE

"The bottom line was we didn't stop them, we couldn't stop them...(It was a) great stage, great environment, great fans, everything you want in a college football game. I thought it was a great game. But at the end of the day we got beat and that's what life is. So we regroup, we move forward, and that's what we have always done."
- MSU head coach Mark Dantonio

KEY NOTE

• Connor Cook passed for a career-high 358 yards and tied a school record by throwing a touchdown pass in his 16th consecutive game.

RECAP

EAST LANSING, Mich. (AP) - Michigan State coach Mark Dantonio lamented a missed opportunity in the second quarter, when his team recovered a fumble in Ohio State territory but came away with no points after a penalty and a missed field goal. The way the Buckeyes were moving the ball, it might not have mattered. J.T. Barrett threw for three touchdowns and ran for two more in a sensational performance, and No. 13 Ohio State scored almost at will against Michigan State's vaunted defense, beating the seventh-ranked Spartans 49-37. Barrett, who became the starting quarterback for the Buckeyes before the season because Braxton Miller needed shoulder surgery, went 16 of 26 for 300 yards. Ohio State's first drive ended in a missed field goal, and another early possession fell apart because of penalties. Aside from that, the Buckeyes scored a touchdown every time they had the ball until they punted in the final minute. Jeremy Langford ran for 137 yards and three touchdowns for Michigan State, and Connor Cook threw for 358 yards and two TDs.



Keith Mumphery had three catches for 72 yards, including a 10-yard TD reception and this 44-yard catch, against No. 14 Ohio State.

SCORE BY QUARTERS	1	2	3	4	F
Ohio State (8-1, 5-0)	7	21	7	14	- 49
Michigan State (7-2, 4-1)	14	7	3	13	- 37

SCORING SUMMARY

FIRST QUARTER

MSU (7-0) Mumphery 15-yard pass from Cook (Geiger kick), 9:42 left
Drive: 5 plays, 70 yards, 2:02

OSU (7-7) Barrett 5-yard run (Nuernberger kick), 8:41 left
Drive: 4 plays, 71 yards, 0:53

MSU (14-7) Langford 33-yard run (Geiger kick), 6:14 left
Drive: 1 play, 33 yards, 0:06

SECOND QUARTER

OSU (14-14) Barrett 1-yard run (Nuernberger kick), 12:27 left
Drive: 8 plays, 51 yards, 3:21

MSU (21-14) Langford 1-yard run (Geiger kick), 4:37 left
Drive: 14 plays, 66 yards, 7:50

OSU (21-21) Thomas 79-yard pass from Barrett (Nuernberger kick), 3:19 left
Drive: 1 play, 79 yards, 0:11

OSU (28-21) Smith 44-yard pass from Barrett (Nuernberger kick), 0:56
Drive: 5 plays, 64 yards, 1:03

THIRD QUARTER

MSU (24-28) Geiger 40-yard field goal, 8:38 left
Drive: 12 plays, 56 yards, 6:16

OSU (35-24) Elliott 1-yard run (Nuernberger kick), 2:18 left
Drive: 13 plays, 67 yards, 6:14

FOURTH QUARTER

OSU (42-24) Wilson 7-yard pass from Barrett (Nuernberger kick), 12:07 left
Drive: 5 plays, 64 yards, 2:53

MSU (31-42) Price 16-yard pass from Cook (Geiger kick), 9:15 left
Drive: 7 plays, 75 yards, 2:52

OSU (49-31) Elliott 17-yard run (Nuernberger kick), 7:12 left
Drive: 4 plays, 78 yards, 1:57

MSU (37-49) Langford 1-yard run (Cook pass failed), 5:20 left
Drive: 10 plays, 76 yards, 1:46

TEAM STATISTICS

	OSU	MSU
First Downs	25	29
Rushes-Yards	41-268	34-178
Passing Yards	300	358
Passes	16-26-0	25-45-0
Total Offense	67-568	79-536
Punts-Avg.	2-38.0	3-42.3
Fumbles-Lost	3-2	2-0
Penalties-Yards	7-50	11-105
Possession Time	29:37	30:23

INDIVIDUAL STATISTICS

RUSHING (CARRIES-YARDS)

OSU: Elliott 23-154, Barrett 14-86, Marshall 3-19, Spencer 1-9; MSU: Langford 18-137, Williams 4-20, Cook 6-15, Kings 1-7, Shelton 1-3, Team 1-(-1), Hill 3-(-3).

PASSING (C-A-I-YARDS-TD)

OSU: Barrett 16-26-0-300-3; MSU: Cook 25-45-0-358-2.

RECEIVING (RECEPTIONS-YARDS)

OSU: D. Smith 6-129, Thomas 3-91, Marshall 2-33, Wilson 2-23, Heurman 2-12, Spencer 1-12; MSU: Kings 5-79, Price 5-72, Lippett 5-64, Burbridge 4-41, Mumphery 3-72, Shelton 2-15, Langford 1-15.

TACKLES-TOP FIVE (TOTAL-SOLO-ASSISTS)

OSU: Perry 9 (3-6), Bell 7 (2-5), Lee 6 (0-6), Grant 6 (4-2), Washington 6 (2-4); MSU: Drummond 11 (4-7), Williamson 11 (4-7), D. Hicks 8 (4-4), Three with 5.



2014 SPARTAN FOOTBALL GAME NOTES

THE LAST TIME...

OFFENSE

100-YARD RUSHING GAME

Spartans: Jeremy Langford, 137 yards vs. Ohio State, Nov. 8, 2014 (OSU 49-37)
Opponent: Ezekiel Elliott, Ohio State, 154 yards, Nov. 8, 2014 (OSU 49-37)

150-YARD RUSHING GAME

Spartans: Jeremy Langford, 177 yards vs. Michigan, Oct. 25, 2014 (MSU 35-11)
Opponent: Ezekiel Elliott, Ohio State, 154 yards, Nov. 8, 2014 (OSU 49-37)

200-YARD RUSHING GAME

Spartans: Le'Veon Bell, 253 yards vs. Eastern Michigan, Sept. 22, 2012 (MSU 23-7)
Opponent: Taylor Martinez, Nebraska, 205 yards, Nov. 3, 2012 (NEB 28-24)

150 RUSHING YARDS AT HALFTIME

Spartans: Javon Ringer, 160 yards vs. Indiana, Oct. 13, 2007 (MSU 52-27)
Opponent: Taylor Martinez, 156 yards, Nov. 3, 2012 (NEB 28-24)

30 OR MORE CARRIES

Spartans: Jeremy Langford, 35 vs. Michigan, Oct. 25, 2014 (MSU 35-11)
Opponent: Rex Burkhead, Nebraska, 35, Oct. 29, 2011 (NEB 24-3)

40 OR MORE CARRIES

Spartans: Le'Veon Bell, 44 vs. Boise State, Aug. 31, 2012 (MSU 17-13)

TWO PLAYERS WITH 100-YARD RUSHING GAMES

Spartans: Nick Hill (178 yards) and Jeremy Langford (109 yards), vs. Indiana, Oct. 18, 2014 (MSU 56-17)
Opponent: Braxton Miller (142 yards) and Carlos Hyde (118), Ohio State, Dec. 7, 2013 (MSU 34-24)

300-YARD PASSING GAME

Spartans: Connor Cook, 358 yards (25-for-45) vs. Ohio State, Nov. 8, 2014 (OSU 49-37)
Opponent: Marcus Mariota, Oregon, 318 yards (17-for-28), Sept. 6, 2014 (UO 46-27)

400-YARD PASSING GAME

Spartans: Bill Burke, 400 yards vs. Michigan (21-for-36), Oct. 9, 1999 (MSU 34-31)
* School record
Opponent: Adam Weber, Minnesota, 416 yards (19-for-31), Oct. 31, 2009 (MINN 42-34)

500-YARD PASSING GAME

Spartans: Not accomplished.
Opponent: C.J. Bacher, Northwestern, 520 yards (38-for-48), Oct. 6, 2007 (NU 48-41, OT)

TWO PLAYERS WITH 100-YARD RECEIVING GAMES

Spartans: B.J. Cunningham, 115 yards (5 catches) and Keshawn Martin, 115 yards (9 catches) vs. Wisconsin, Dec. 3, 2011 (WIS 42-39)
Opponent: Deon Butler, 133 yards (3 catches) and Jordan Norwood, 127 yards (5 catches), Penn State, Nov. 22, 2008 (PSU 49-18)

150-YARD RECEIVING GAME

Spartans: Tony Lippett, 167 yards (4 catches) vs. Jacksonville State, Aug. 29, 2014 (MSU 45-7)
Opponent: Jordan Westerkamp, Nebraska, 158 yards (9 catches), Oct. 4, 2014 (MSU 27-22)

200-YARD RECEIVING GAME

Spartans: Mark Dell, 202 yards (9 catches) vs. California, Aug. 30, 2008 (CAL 38-31)
Opponent: Tavarres King, Georgia, 205 yards (6 catches), Jan. 2, 2012 (MSU 33-30)

10 STRAIGHT COMPLETIONS TO START GAME

Spartans: Brian Hoyer, 10 vs. UAB, Sept. 1, 2007 (MSU 55-18)
Opponent: Jimmy Clausen, Notre Dame, 10, Sept. 19, 2009 (ND 33-30)

10 STRAIGHT COMPLETIONS

Spartans: Connor Cook, 11 vs. Illinois, Oct. 26, 2013 (MSU 42-3)

30 PASS COMPLETIONS

Spartans: Kirk Cousins, 34 vs. Notre Dame (53 attempts), Sept. 17, 2011 (ND 31-13)
Opponent: Dayne Crist, 32, Notre Dame, (55 attempts), Sept. 18, 2010 (MSU 34-31 OT)

SCORED FOUR RUSHING TDS

Spartans: Edwin Baker, four vs. Minnesota (runs of 30, 1, 1 and 1 yard), Nov. 6, 2010 (MSU 31-8)
Opponent: Larry Johnson, Penn State, four (runs of 11, 78, 11, 38 yards), Nov. 23, 2002 (PSU 61-7)

SCORED FOUR RUSHING TDS IN FIRST HALF

Spartans: *Jehuu Caulcrick, four vs. UAB (runs of 5, 1, 42 and 5 yards), Sept. 1, 2007 (MSU 55-18)
* tied school record with Blake Ezor (1989 vs. Northwestern)

SCORED FOUR TDS

Spartans: Jeremy Langford, four vs. Indiana (3 rush, 1 receiving), Oct. 12, 2013 (MSU 42-28)
Opponent: Montee Ball, Wisconsin, four (3 rush, 1 receiving), Dec. 3, 2011 (WIS 42-39)

SCORED FIVE TDS

Spartans: Javon Ringer, five vs. Eastern Michigan (5 rush), Sept. 6, 2008 (MSU 42-10)
Opponent: Lee Evans, Wisconsin, five (catches of 9, 75, 18, 70, 18 yards), Nov. 15, 2003 (WIS 56-21)

THREW FOUR TD PASSES

Spartans: Connor Cook, four vs. Youngstown State, Sept. 14, 2013 (MSU 55-17)
Opponent: Dayne Crist, Notre Dame, four, Sept. 18, 2010 (MSU 34-31 OT)

THREW FIVE TD PASSES

Spartans: *Drew Stanton, five vs. Illinois, Sept. 24, 2005 (MSU 61-14)
* School record
Opponent: Adam Weber, Minnesota, five, Oct. 31, 2009 (MINN 42-34)

THREE TD RECEPTIONS

Spartans: Devin Thomas, three vs. Penn State (12, 33, 26 yards from Brian Hoyer), Nov. 17, 2007 (MSU 35-31)
Opponent: Garrett Graham, Wisconsin, three (catches of 15, 6, 23), Sept. 26, 2009 (WIS 38-30)

80-YARD OR LONGER TD RECEPTION

Spartans: Connor Cook to Bennie Fowler, 87 yards vs. Northwestern, Nov. 23, 2013 (MSU 30-6)
Opponent: Aaron Murray to Tavarres King, Georgia, 80 yards, Jan. 2, 2012 (MSU 33-30)

80-YARD OR LONGER TD RUN

Spartans: Delton Williams, 80 yards vs. Eastern Michigan, Sept. 20, 2014 (MSU 73-14)
Opponent: Keith Carlos, Purdue, 80 yards, Nov. 20, 2010 (MSU 35-31)

BACK-TO-BACK 200-YARD RUSHING GAMES

Spartans: *Javon Ringer, 2008 (Florida Atlantic and Notre Dame)
* First time accomplished in school history

EIGHT STRAIGHT 100-YARD RUSHING GAMES*

Spartans: Jeremy Langford, 2013 (Oct. 12 Indiana - Dec. 7 Ohio State)*
* School record

300 ALL-PURPOSE YARDS

Spartans: Javon Ringer, 308 yards vs. Florida Atlantic, Sept. 13, 2008 (MSU 17-0)
Opponent: Chad Owens, Hawaii, 301 yards, Dec. 4, 2004 (UH 41-38)

DID NOT SCORE A TOUCHDOWN

Spartans: vs. Notre Dame, Sept. 15, 2012 (ND 20-3)
Opponent: Minnesota, Nov. 30, 2013 (MSU 14-3)

DID NOT SCORE AN OFFENSIVE TOUCHDOWN

Spartans: vs. Notre Dame, Sept. 15, 2012 (ND 20-3)
Opponent: Minnesota, Nov. 30, 2013 (MSU 14-3)

2014 SPARTAN FOOTBALL GAME NOTES



THE LAST TIME...

SPECIAL TEAMS

KICKOFF RETURN FOR TOUCHDOWN

Spartans: Keshawn Martin, 93 yards, Oct. 31, 2009 (MINN 42-34)
Opponent: George Atkinson III, Notre Dame, 89 yards, Sept. 17, 2011 (ND 31-13)

PUNT RETURN FOR TOUCHDOWN

Spartans: Keshawn Martin, 57 yards vs. Northwestern, Nov. 26, 2011 (MSU 31-17)
Opponent: De'Mornay Pierson-EI, Nebraska, 62 yards, Oct. 4, 2014 (MSU 27-22)

BLOCKED PUNT RETURN FOR TOUCHDOWN

Spartans: Bennie Fowler, 0 yards (recovered in end zone; blocked by Kyler Elsworth, 36-yard return) vs. Wisconsin, Oct. 22, 2011 (MSU 37-31)
Opponent: Matt Hahn, Penn State, 0 yards (blocked by Donnie Johnson), Nov. 19, 2005 (PSU 31-22)

BLOCKED PUNT

Spartans: Matt Macksood vs. Notre Dame, Sept. 21, 2013 (UND 17-13)
Opponent: Ohio State blocked Mike Sadler's punt, Dec. 7, 2013 (MSU 34-24)

BLOCKED FIELD GOAL

Spartans: Shilique Calhoun vs. Wyoming, blocked Stuart Williams' 42-yard attempt, Sept. 27, 2014 (MSU 56-14)
Opponent: John Thompson, Michigan, blocked Brett Swenson's 32-yard attempt, Oct. 25, 2008 (MSU 35-21)

DEFENSIVE EXTRA POINT SCORED

Spartans: Ashton Watson, returns blocked PAT, vs. Indiana, Oct. 29, 2005 (MSU 46-15)

INTERCEPTION RETURN FOR TOUCHDOWN

Spartans: RJ Williamson, 29 yards vs. Michigan, Oct. 15, 2014 (MSU 35-11)
Opponent: Kevin Anderson, Stanford, 40 yards, Jan. 1, 2014 (MSU 24-20)

FUMBLE RETURN FOR TOUCHDOWN

Spartans: Denicos Allen, 45 yards vs. Purdue, Oct. 19, 2013 (MSU 14-0)
Opponent: Thaddeus Gibson, Ohio State, 69 yards, Oct. 18, 2008 (OSU 45-7)

70-YARD PUNT

Spartans: Mike Sadler, 70 yards vs. Ohio State, Sept. 29, 2012 (OSU 17-16)
Opponent: Ryan Donahue, Iowa, 82 yards, Oct. 27, 2007

50-YARD FIELD GOAL

Spartans: Dan Conroy, 50 yards vs. Ohio State, Sept. 29, 2012 (OSU 17-16)

KICKED FOUR FIELD GOALS

Spartans: Michael Geiger, four vs. Iowa (27, 35, 49, 40 yards), Oct. 5, 2013 (MSU 26-14)
Opponent: Mike Nugent, Ohio State, four (44, 24, 42, 18 yards), Nov. 8, 2003 (OSU 33-23)

MISSED EXTRA POINT

Spartans: Michael Geiger vs. Northwestern, Nov. 23, 2013 (MSU 30-6)
Opponent: David Brown, Youngstown State, Sept. 2, 2011 (MSU 28-6)

SUCCESSFUL ONSIDE KICK

Spartans: Brett Swenson vs. Notre Dame, Sept. 19, 2009 (ND 33-30)
Opponent: Mitch Ewald, Indiana, Oct. 6, 2012 (MSU 31-27)

DEFENSE

HELD TO 25 OR FEWER YARDS RUSHING

Spartans: -48 yards vs. Alabama (28 attempts), Jan. 1, 2011 (BAMA 49-7)
Opponent: 20 yards by Eastern Michigan (19 carries), Sept. 27, 2014 (MSU 73-14)

HELD TO 50 OR FEWER YARDS RUSHING

Spartans: 34 yards vs. Ohio State (22 attempts), Sept. 29, 2012 (OSU 17-16)
Opponent: 47 yards by Nebraska (37 carries), Oct. 4, 2014 (MSU 27-22)

HELD TO 10 OR FEWER FIRST DOWNS

Spartans: 9 vs. Ohio State, Oct. 20, 2007 (OSU 24-17)
Opponent: 7 by Indiana, Oct. 18, 2014 (MSU 56-14)

HELD TO 100 OR FEWER YARDS PASSING

Spartans: 94 yards vs. South Florida (12-24), Sept. 7, 2013 (MSU 21-6)
Opponent: 11 yards by Indiana (5-16), Oct. 18, 2014 (MSU 56-17)

HELD TO 100 OR FEWER YARDS PASSING BACK-TO-BACK GAMES

Opponent: 85 yards by Pittsburgh (20-9-2), Sept. 15, 2007 (MSU 17-13); 86 yards by Notre Dame (20-11-0), Sept. 22, 2007 (MSU 31-14)

SHUTOUT RECORDED

Spartans: vs. Purdue (14-0), Oct. 19, 2013
Opponent: by Michigan (14-0), Oct. 21, 2000

SHUTOUT RECORDED IN SPARTAN STADIUM

Spartans: vs. Purdue (14-0), Oct. 19, 2013
Opponent: by Michigan (31-0), Oct. 12, 1985

SAFETY RECORDED

Spartans: William Gholston, vs. Northwestern, Nov. 17, 2012 (NU 23-20)
Opponent: Team safety, Indiana, Sept. 27, 2008 (MSU 42-29)

PLAYER HAD THREE SACKS

Spartans: Denicos Allen, three vs. Wisconsin, Dec. 3, 2011 (WIS 42-39)
Opponent: Brandon Graham, Michigan, three, Oct. 25, 2008 (MSU 35-21)

SCORED TWO DEFENSIVE TOUCHDOWNS

Spartans: Two vs. South Florida (Shilique Calhoun 4-yard fumble return; Calhoun 56-yard interception return), Sept. 7, 2013 (MSU 21-6)
Opponent: Two by Ohio State (Thaddeus Gibson fumble return; Jermale Hines fumble return), Oct. 18, 2008 (OSU 45-7)

FOUR INTERCEPTIONS

Spartans: Four vs. Central Michigan (Robinson, Lewis, Bullough, Drummond), Sept. 24, 2011 (MSU 45-7)
Opponent: Four by Boston College, Dec. 28, 2007 (BC 24-21)

TEAM/MISCELLANEOUS

BIGGEST COMEBACK

Spartans: *35 points (down 38-3) vs. Northwestern on Oct. 21, 2006, with 38 straight points to win, 41-38.
* NCAA FBS Record

BIGGEST COMEBACK IN DANTONIO ERA

Spartans: 17 points, three times (down 24-7 in third quarter vs. Penn State on Nov. 17, 2007. MSU rallied to win 35-31; down 17-0 in second quarter at Northwestern on Oct. 23, 2010. MSU rallied to win 35-27; down 17-0 in second quarter at Indiana on Oct. 6, 2012. MSU rallied to win 31-27).

SCORED 40 POINTS IN FIRST HALF

Spartans: *42 points (led 42-7 at half), beat Wyoming 56-14 on Sept. 27, 2014
* Post-WWII Record.

SCORED 45 POINTS IN FIRST HALF

Spartans: *49 points (led 49-0 at half), beat Eastern Michigan 73-14 on Sept. 20, 2014
* Post-WWII Record.

600 YARDS TOTAL OFFENSE

Spartans: 662 vs. Indiana, Oct. 18, 2014 (MSU 56-17)
Opponent: 611 yards by Northwestern, Sept. 29, 2007 (NU 48-41, OT)

500 YARDS TOTAL OFFENSE

Spartans: 536 vs. Ohio State, Nov. 8, 2014 (OSU 49-37)
Opponent: 568, Ohio State, Nov. 8, 2014 (OSU 49-7)

300 YARDS RUSHING

Spartans: 330 vs. Indiana, Oct. 18, 2014 (MSU 56-17)
Opponent: 313, Nebraska, Nov. 3, 2012 (NEB 28-14)

300 YARDS RUSHING - BACK-TO-BACK GAMES

Spartans: 336 vs. Eastern Michigan, Sept. 20, 2014 (MSU 73-14); 348 vs. Wyoming, Sept. 27, 2014 (MSU 56-14)

400 YARDS TOTAL OFFENSE IN FIRST HALF

Spartans: 438 vs. UAB, Sept. 1, 2007 (MSU 55-18)

300 YARDS TOTAL OFFENSE IN FIRST HALF

Spartans: 341, vs. Indiana, Oct. 18, 2014 (MSU 56-17)

WON GAME ON FINAL PLAY - REGULATION

Spartans: Keith Nichol, caught 44-yard pass from Kirk Cousins as time expired vs. Wisconsin, Oct. 22, 2011 (MSU 37-31)
Opponent: Marvin McNutt, Iowa, caught 7-yard pass from Ricky Stanzi on fourth-and-goal as time expired, Oct. 24, 2009 (IOWA 15-13)

2014 Michigan State Football
Michigan State Combined Team Statistics (as of Nov 13, 2014)
All games

Date	Opponent	Score	Att.	Record:	Overall	Home	Away	Neutral
Aug 29, 2014	JACKSONVILLE STATE	W 45-7	75127	All games	7-2	5-1	2-1	0-0
Sep 6, 2014	at #3 Oregon	L 27-46	59456	Conference	4-1	2-1	2-0	0-0
Sep 20, 2014	EASTERN MICHIGAN	W 73-14	73846	Non-Conference	3-1	3-0	0-1	0-0
Sep 27, 2014	WYOMING	W 56-14	74227					
* Oct 04, 2014	#19 NEBRASKA	W 27-22	75923					
* Oct 11, 2014	at Purdue	W 45-31	40217					
* Oct 18, 2014	at Indiana	W 56-17	44403					
* Oct 25, 2014	MICHIGAN	W 35-11	76331					
* Nov 08, 2014	#14 OHIO STATE	L 37-49	76409					

Rushing	gp-gs	att	gain	loss	net	avg	td	lg	avg/g
Langford, Jeremy	9-9	178	1016	38	978	5.5	13	36	108.7
Hill, Nick	9-0	82	498	19	479	5.8	6	76	53.2
Williams, Delton	9-0	40	285	6	279	7.0	5	80	31.0
Shelton, R.J.	9-2	17	135	0	135	7.9	1	30	15.0
Mumphery, Keith	9-8	4	68	0	68	17.0	1	33	7.6
Cook, Connor	9-9	31	106	47	59	1.9	2	13	6.6
Kings, Macgarrett	9-1	8	62	5	57	7.1	0	23	6.3
Terry, Damion	3-0	11	59	5	54	4.9	0	15	18.0
Holmes, Gerald	3-0	15	47	3	44	2.9	0	8	14.7
Burbridge, Aaron	9-0	7	41	3	38	5.4	0	15	4.2
Lippett, Tony	9-9	1	32	0	32	32.0	1	32	3.6
O'Connor, Tyler	4-0	6	22	0	22	3.7	2	12	5.5
MW, Phillip	1-0	4	8	3	5	1.2	0	5	5.0
Thomas, Lawrence	9-9	1	1	0	1	1.0	0	1	0.1
Total	9	416	2380	163	2217	5.3	31	80	246.3
Opponents	9	273	1333	302	1031	3.8	16	75	114.6

Passing	gp-gs	effic	comp-att-int	pct	yds	td	lg	avg/g
Cook, Connor	9-9	158.31	145-243-5	59.7	2226	19	71	247.3
Terry, Damion	3-0	114.07	12-17-0	70.6	88	0	17	29.3
O'Connor, Tyler	4-0	175.12	11-15-1	73.3	127	2	33	31.8
Total	9	156.49	168-275-6	61.1	2441	21	71	271.2
Opponents	9	112.51	142-273-10	52.0	1772	11	79	196.9

Receiving	gp-gs	no.	yds	avg	td	lg	avg/g
Lippett, Tony	9-9	47	953	20.3	9	71	105.9
Price, Josiah	9-6	21	330	15.7	5	67	36.7
Kings, Macgarrett	9-1	21	229	10.9	1	29	25.4
Burbridge, Aaron	9-0	19	233	12.3	1	25	25.9
Mumphery, Keith	9-8	13	223	17.2	2	44	24.8
Shelton, R.J.	9-2	12	117	9.8	1	24	13.0
Troup, AJ	8-0	7	113	16.1	2	33	14.1
Langford, Jeremy	9-9	7	52	7.4	0	18	5.8
Madaris, Monty	8-0	4	32	8.0	0	13	4.0
Lyles, Jamal	9-1	3	46	15.3	0	21	5.1
Hill, Nick	9-0	3	32	10.7	0	14	3.6
Sims, Andre	4-0	3	26	8.7	0	20	6.5
Williams, Delton	9-0	2	27	13.5	0	17	3.0
Barksdale, Tres	7-0	2	16	8.0	0	9	2.3
Arnett, DeAnthony	3-0	2	11	5.5	0	6	3.7
Total	9	168	2441	14.5	21	71	271.2
Opponents	9	142	1772	12.5	11	79	196.9

Field Goals	fg	pct.	01-19	20-29	30-39	40-49	50-99	lg	blk
Geiger, Michael	8-14	57.1	0-0	2-2	3-6	3-6	0-0	42	0

Scoring	td	fg	PAT				dpx	saf	pts
			kick	rush	rcv	pass			
Langford, Jeremy	13	-	-	-	-	-	-	78	
Geiger, Michael	-	8-14	52-52	-	-	-	-	76	
Lippett, Tony	10	-	-	-	-	-	-	60	
Hill, Nick	6	-	-	-	-	-	-	36	
Price, Josiah	5	-	-	-	-	-	-	30	
Williams, Delton	5	-	-	-	-	-	-	30	
Mumphery, Keith	3	-	-	-	-	-	-	18	
Troup, AJ	2	-	-	-	-	-	-	12	
Shelton, R.J.	2	-	-	-	-	-	-	12	
O'Connor, Tyler	2	-	-	-	-	-	-	12	
Cook, Connor	2	-	-	-	0-1	-	-	12	
Williamson, RJ	1	-	-	-	-	-	-	6	
Burbridge, Aaron	1	-	-	-	-	-	-	6	
Kings, Macgarrett	1	-	-	-	-	-	-	6	
Harris, Darien	1	-	-	-	-	-	-	6	
Total	54	8-14	53-53	-	0-1	-	-	401	
Opponents	28	5-7	24-24	0-2	2-2	-	-	211	

Score by Quarters	1st	2nd	3rd	4th	OT	Total
Michigan State	110	128	75	40	0	401

Team Statistics	MSU	OPP
FIRST DOWNS	225	132
Rushing	112	49
Passing	104	69
Penalty	9	14
RUSHING YARDAGE	2217	1031
Rushing Attempts	416	273
Average Per Rush	5.3	3.8
Average Per Game	246.3	114.6
TDs Rushing	31	16
PASSING YARDAGE	2441	1772
Comp-Att-Int	168-275-6	142-273-10
Average Per Pass	8.9	6.5
Average Per Catch	14.5	12.5
Average Per Game	271.2	196.9
TDs Passing	21	11
TOTAL OFFENSE	4658	2803
Average Per Play	6.7	5.1
Average Per Game	517.6	311.4
KICK RETURNS: #-Yards	24-506	33-702
PUNT RETURNS: #-Yards	19-107	15-173
INT RETURNS: #-Yards	10-91	6-63
FUMBLES-LOST	9-4	16-14
PENALTIES-Yards	55-539	50-386
PUNTS-AVG	38-40.4	58-41.1
TIME OF POSSESSION/Game	35:25	24:35
3RD-DOWN Conversions	62/129	39/123
4TH-DOWN Conversions	4/10	7/13

Interceptions	no.	yds	avg	td	lg
Drummond, Kurtis	2	36	18.0	0	19
Williamson, RJ	2	38	19.0	1	29
Waynes, Trae	2	0	0.0	0	0
Tompkins, Nick	1	2	2.0	0	2
Jones, Taiwan	1	0	0.0	0	0
Hicks, Darien	1	0	0.0	0	0
Harris, Darien	1	15	15.0	1	15

Punting	no.	yds	avg	lg	tb	fc	i20	50+	blk
Sadler, Mike	38	1536	40.4	55	2	11	12	2	0

Punt Returns	no.	yds	avg	td	lg
Kings, Macgarrett	18	105	5.8	0	43
Williamson, RJ	1	2	2.0	0	2
Total	19	107	5.6	0	43
Opponents	15	173	11.5	1	62

Kick Returns	no.	yds	avg	td	lg
Shelton, R.J.	21	464	22.1	0	59
Bullough, Riley	2	23	11.5	0	13
Pendleton, Trevon	1	19	19.0	0	19
Total	24	506	21.1	0	59
Opponents	33	702	21.3	0	35

**2014 Michigan State Football
Michigan State Combined Team Statistics (as of Nov 13, 2014)
Conference games**

Date	Opponent	Score	Att.
* Oct 04, 2014	#19 NEBRASKA	W 27-22	75923
* Oct 11, 2014	at Purdue	W 45-31	40217
* Oct 18, 2014	at Indiana	W 56-17	44403
* Oct 25, 2014	MICHIGAN	W 35-11	76331
* Nov 08, 2014	#14 OHIO STATE	L 37-49	76409

Record:	Overall	Home	Away	Neutral
All games	4-1	2-1	2-0	0-0
Conference	4-1	2-1	2-0	0-0
Non-Conference	0-0	0-0	0-0	0-0

Rushing	gp-gs	att	gain	loss	net	avg	td	lg	avg/g
Langford, Jeremy	5-5	116	668	30	638	5.5	10	33	127.6
Hill, Nick	5-0	40	301	7	294	7.3	3	76	58.8
Williams, Delton	5-0	16	139	0	139	8.7	1	30	27.8
Shelton, R.J.	5-1	10	62	0	62	6.2	0	9	12.4
Cook, Connor	5-5	20	81	30	51	2.5	0	13	10.2
Lippett, Tony	5-5	1	32	0	32	32.0	1	32	6.4
Burbridge, Aaron	5-0	4	21	3	18	4.5	0	13	3.6
Kings, Macgarrett	5-1	3	7	5	2	0.7	0	7	0.4
Thomas, Lawrence	5-5	1	1	0	1	1.0	0	1	0.2
Total	5	218	1312	103	1209	5.5	15	76	241.8
Opponents	5	162	870	152	718	4.4	12	75	143.6

Team Statistics	MSU	OPP
FIRST DOWNS	126	83
Rushing	62	31
Passing	60	40
Penalty	4	12
RUSHING YARDAGE	1209	718
Rushing Attempts	218	162
Average Per Rush	5.5	4.4
Average Per Game	241.8	143.6
TDs Rushing	15	12
PASSING YARDAGE	1389	929
Comp-Att-Int	91-165-3	81-155-5
Average Per Pass	8.4	6.0
Average Per Catch	15.3	11.5
Average Per Game	277.8	185.8
TDs Passing	10	4
TOTAL OFFENSE	2598	1647
Average Per Play	6.8	5.2
Average Per Game	519.6	329.4
KICK RETURNS: #-Yards	13-235	19-429
PUNT RETURNS: #-Yards	12-38	8-136
INT RETURNS: #-Yards	5-44	3-27
FUMBLES-LOST	7-4	9-7
PENALTIES-Yards	35-379	25-171
PUNTS-AVG	22-40.4	30-39.4
TIME OF POSSESSION/Game	33:46	26:14
3RD-DOWN Conversions	33/70	21/67
4TH-DOWN Conversions	1/4	4/8

Passing	gp-gs	effic	comp-att-int	pct	yds	td	lg	avg/g
Cook, Connor	5-5	142.23	91-165-3	55.2	1389	10	70	277.8
Total	5	142.23	91-165-3	55.2	1389	10	70	277.8
Opponents	5	104.67	81-155-5	52.3	929	4	79	185.8

Interceptions	no.	yds	avg	td	lg
Waynes, Trae	2	0	0.0	0	0
Jones, Taiwan	1	0	0.0	0	0
Harris, Darien	1	15	15.0	1	15
Williamson, RJ	1	29	29.0	1	29

Receiving	gp-gs	no.	yds	avg	td	lg	avg/g
Lippett, Tony	5-5	25	532	21.3	3	70	106.4
Kings, Macgarrett	5-1	17	190	11.2	1	29	38.0
Burbridge, Aaron	5-0	15	181	12.1	1	25	36.2
Price, Josiah	5-2	12	206	17.2	3	67	41.2
Mumphery, Keith	5-4	8	145	18.1	1	44	29.0
Shelton, R.J.	5-1	5	34	6.8	1	11	6.8
Langford, Jeremy	5-5	4	41	10.2	0	18	8.2
Lyles, Jamal	5-0	2	36	18.0	0	21	7.2
Troup, AJ	4-0	1	13	13.0	0	13	3.2
Hill, Nick	5-0	1	9	9.0	0	9	1.8
Pendleton, Trevon	5-4	1	2	2.0	0	2	0.4
Total	5	91	1389	15.3	10	70	277.8
Opponents	5	81	929	11.5	4	79	185.8

Punting	no.	yds	avg	lg	tb	fc	i20	50+	blk
Sadler, Mike	22	889	40.4	53	1	6	6	1	0

Field Goals	fg	pct.	01-19	20-29	30-39	40-49	50-99	lg	blk
Geiger, Michael	4-9	44.4	0-0	2-2	0-3	2-4	0-0	42	0

Punt Returns	no.	yds	avg	td	lg
Kings, Macgarrett	11	36	3.3	0	19
Williamson, RJ	1	2	2.0	0	2
Total	12	38	3.2	0	19
Opponents	8	136	17.0	1	62

Kick Returns	no.	yds	avg	td	lg
Shelton, R.J.	12	216	18.0	0	27
Pendleton, Trevon	1	19	19.0	0	19
Total	13	235	18.1	0	27
Opponents	19	429	22.6	0	29

Scoring	td	fg	PAT				dxp	saf	pts
			kick	rush	rcv	pass			
Langford, Jeremy	10	-	-	-	-	-	-	60	
Geiger, Michael	-	4-9	26-26	-	-	-	-	38	
Lippett, Tony	4	-	-	-	-	-	-	24	
Price, Josiah	3	-	-	-	-	-	-	18	
Hill, Nick	3	-	-	-	-	-	-	18	
Mumphery, Keith	1	-	-	-	-	-	-	6	
Williamson, RJ	1	-	-	-	-	-	-	6	
Shelton, R.J.	1	-	-	-	-	-	-	6	
Kings, Macgarrett	1	-	-	-	-	-	-	6	
Harris, Darien	1	-	-	-	-	-	-	6	
Williams, Delton	1	-	-	-	-	-	-	6	
Burbridge, Aaron	1	-	-	-	-	-	-	6	
Total	27	4-9	26-26	-	-	0-1	-	200	
Opponents	17	4-5	14-14	0-2	1	1-1	-	130	

Score by Quarters	1st	2nd	3rd	4th	OT	Total
Michigan State	49	55	48	48	0	200
Opponents	13	52	10	55	0	130

2014 Michigan State Football
Michigan State Overall Team Statistics (as of Nov 13, 2014)
All games

Team Statistics	MSU	OPP
SCORING	401	211
Points Per Game	44.6	23.4
Points Off Turnovers	79	47
FIRST DOWNS	225	132
Rushing	112	49
Passing	104	69
Penalty	9	14
RUSHING YARDAGE	2217	1031
Yards gained rushing	2380	1333
Yards lost rushing	163	302
Rushing Attempts	416	273
Average Per Rush	5.3	3.8
Average Per Game	246.3	114.6
TDs Rushing	31	16
PASSING YARDAGE	2441	1772
Comp-Att-Int	168-275-6	142-273-10
Average Per Pass	8.9	6.5
Average Per Catch	14.5	12.5
Average Per Game	271.2	196.9
TDs Passing	21	11
TOTAL OFFENSE	4658	2803
Total Plays	691	546
Average Per Play	6.7	5.1
Average Per Game	517.6	311.4
KICK RETURNS: #-Yards	24-506	33-702
PUNT RETURNS: #-Yards	19-107	15-173
INT RETURNS: #-Yards	10-91	6-63
KICK RETURN AVERAGE	21.1	21.3
PUNT RETURN AVERAGE	5.6	11.5
INT RETURN AVERAGE	9.1	10.5
FUMBLES-LOST	9-4	16-14
PENALTIES-Yards	55-539	50-386
Average Per Game	59.9	42.9
PUNTS-Yards	38-1536	58-2385
Average Per Punt	40.4	41.1
Net punt average	34.8	38.2
KICKOFFS-Yards	70-4416	40-2450
Average Per Kick	63.1	61.2
Net kick average	40.6	38.6
TIME OF POSSESSION/Game	35:25	24:35
3RD-DOWN Conversions	62/129	39/123
3rd-Down Pct	48%	32%
4TH-DOWN Conversions	4/10	7/13
4th-Down Pct	40%	54%
SACKS BY-Yards	30-221	6-29
MISC YARDS	40	0
TOUCHDOWNS SCORED	54	28
FIELD GOALS-ATTEMPTS	8-14	5-7
ON-SIDE KICKS	0-0	0-2
RED-ZONE SCORES	(40-47) 85%	(21-24) 88%
RED-ZONE TOUCHDOWNS	(35-47) 74%	(17-24) 71%
PAT-ATTEMPTS	(53-53) 100%	(24-24) 100%
ATTENDANCE	451863	144076
Games/Avg Per Game	6/75310	3/48025
Neutral Site Games		0/0

Score by Quarters	1st	2nd	3rd	4th	OT	Total
Michigan State	119	138	75	69	0	401
Opponents	28	69	38	76	0	211

2014 Michigan State Football
Michigan State Overall Individual Statistics (as of Nov 13, 2014)
All games

Rushing	gp-gs	att	gain	loss	net	avg	td	lg	avg/g
Langford, Jeremy	9-9	178	1016	38	978	5.5	13	36	108.7
Hill, Nick	9-0	82	498	19	479	5.8	6	76	53.2
Williams, Delton	9-0	40	285	6	279	7.0	5	80	31.0
Shelton, R.J.	9-2	17	135	0	135	7.9	1	30	15.0
Mumphery, Keith	9-8	4	68	0	68	17.0	1	33	7.6
Cook, Connor	9-9	31	106	47	59	1.9	2	13	6.6
Kings, Macgarrett	9-1	8	62	5	57	7.1	0	23	6.3
Terry, Damion	3-0	11	59	5	54	4.9	0	15	18.0
Holmes, Gerald	3-0	15	47	3	44	2.9	0	8	14.7
Burbridge, Aaron	9-0	7	41	3	38	5.4	0	15	4.2
Lippett, Tony	9-9	1	32	0	32	32.0	1	32	3.6
O'Connor, Tyler	4-0	6	22	0	22	3.7	2	12	5.5
MW, Phillip	1-0	4	8	3	5	1.2	0	5	5.0
Thomas, Lawrence	9-9	1	1	0	1	1.0	0	1	0.1
TEAM	6-0	11	0	34	-34	-3.1	0	0	-5.7
Total	9	416	2380	163	2217	5.3	31	80	246.3
Opponents	9	273	1333	302	1031	3.8	16	75	114.6

Passing	gp-gs	effic	comp-att-int	pct	yds	td	lg	avg/g
Cook, Connor	9-9	158.31	145-243-5	59.7	2226	19	71	247.3
Terry, Damion	3-0	114.07	12-17-0	70.6	88	0	17	29.3
O'Connor, Tyler	4-0	175.12	11-15-1	73.3	127	2	33	31.8
Total	9	156.49	168-275-6	61.1	2441	21	71	271.2
Opponents	9	112.51	142-273-10	52.0	1772	11	79	196.9

Receiving	gp-gs	no.	yds	avg	td	lg	avg/g
Lippett, Tony	9-9	47	953	20.3	9	71	105.9
Price, Josiah	9-6	21	330	15.7	5	67	36.7
Kings, Macgarrett	9-1	21	229	10.9	1	29	25.4
Burbridge, Aaron	9-0	19	233	12.3	1	25	25.9
Mumphery, Keith	9-8	13	223	17.2	2	44	24.8
Shelton, R.J.	9-2	12	117	9.8	1	24	13.0
Troup, AJ	8-0	7	113	16.1	2	33	14.1
Langford, Jeremy	9-9	7	52	7.4	0	18	5.8
Madaris, Monty	8-0	4	32	8.0	0	13	4.0
Lyles, Jamal	9-1	3	46	15.3	0	21	5.1
Hill, Nick	9-0	3	32	10.7	0	14	3.6
Sims, Andre	4-0	3	26	8.7	0	20	6.5
Williams, Delton	9-0	2	27	13.5	0	17	3.0
Barksdale, Tres	7-0	2	16	8.0	0	9	2.3
Arnett, DeAnthony	3-0	2	11	5.5	0	6	3.7
Pendleton, Trevon	9-6	1	2	2.0	0	2	0.2
Lang, Paul	9-1	1	-1	-1.0	0	0	-0.1
Total	9	168	2441	14.5	21	71	271.2
Opponents	9	142	1772	12.5	11	79	196.9

Punt Returns	no.	yds	avg	td	lg
Kings, Macgarrett	18	105	5.8	0	43
Williamson, RJ	1	2	2.0	0	2
Total	19	107	5.6	0	43
Opponents	15	173	11.5	1	62

Interceptions	no.	yds	avg	td	lg
Williamson, RJ	2	38	19.0	1	29
Waynes, Trae	2	0	0.0	0	0
Drummond, Kurtis	2	36	18.0	0	19
Hicks, Darian	1	0	0.0	0	0
Tompkins, Nick	1	2	2.0	0	2
Jones, Taiwan	1	0	0.0	0	0
Harris, Darien	1	15	15.0	1	15
Total	10	91	9.1	2	29
Opponents	6	63	10.5	0	36

Kick Returns	no.	yds	avg	td	lg
Shelton, R.J.	21	464	22.1	0	59
Bullough, Riley	2	23	11.5	0	13
Pendleton, Trevon	1	19	19.0	0	19
Total	24	506	21.1	0	59
Opponents	33	702	21.3	0	35

Fumble Returns	no.	yds	avg	td	lg
Calhoun, Shilique	1	38	38.0	0	38
Total	1	38	38.0	0	38
Opponents	1	2	2.0	0	2

2014 Michigan State Football
Michigan State Overall Individual Statistics (as of Nov 13, 2014)
All games

Scoring	td	fg	PAT				dpx	saf	pts
			kick	rush	rcv	pass			
Langford, Jeremy	13	-	-	-	-	-	-	78	
Geiger, Michael	-	8-14	52-52	-	-	-	-	76	
Lippett, Tony	10	-	-	-	-	-	-	60	
Hill, Nick	6	-	-	-	-	-	-	36	
Price, Josiah	5	-	-	-	-	-	-	30	
Williams, Delton	5	-	-	-	-	-	-	30	
Mumphery, Keith	3	-	-	-	-	-	-	18	
Cook, Connor	2	-	-	-	-	0-1	-	12	
Troup, AJ	2	-	-	-	-	-	-	12	
Shelton, R.J.	2	-	-	-	-	-	-	12	
O'Connor, Tyler	2	-	-	-	-	-	-	12	
Harris, Darien	1	-	-	-	-	-	-	6	
Williamson, RJ	1	-	-	-	-	-	-	6	
Burbridge, Aaron	1	-	-	-	-	-	-	6	
Kings, Macgarrett	1	-	-	-	-	-	-	6	
Cronin, Kevin	-	-	1-1	-	-	-	-	1	
Total	54	8-14	53-53	-	-	0-1	-	401	
Opponents	28	5-7	24-24	0-2	2	2-2	-	211	

Total Offense	g	plays	rush	pass	total	avg/g
Cook, Connor	9	274	59	2226	2285	253.9
Langford, Jeremy	9	178	978	0	978	108.7
Hill, Nick	9	82	479	0	479	53.2
Williams, Delton	9	40	279	0	279	31.0
O'Connor, Tyler	4	21	22	127	149	37.2
Terry, Damion	3	28	54	88	142	47.3
Shelton, R.J.	9	17	135	0	135	15.0
Mumphery, Keith	9	4	68	0	68	7.6
Kings, Macgarrett	9	8	57	0	57	6.3
Holmes, Gerald	3	15	44	0	44	14.7
Burbridge, Aaron	9	7	38	0	38	4.2
Lippett, Tony	9	1	32	0	32	3.6
MW, Phillip	1	4	5	0	5	5.0
Thomas, Lawrence	9	1	1	0	1	0.1
TEAM	6	11	-34	0	-34	-5.7
Total	9	691	2217	2441	4658	517.6
Opponents	9	546	1031	1772	2803	311.4

Field Goals	fg	pct.	01-19	20-29	30-39	40-49	50-99	lg	blk
Geiger, Michael	8-14	57.1	0-0	2-2	3-6	3-6	0-0	42	0

FG Sequence	Michigan State	Opponents
Jacksonville State	41,(35)	-
Oregon	(34),(42)	(28)
Eastern Michigan	(30)	-
Wyoming	-	42
Nebraska	(28),(27),36	(40)
Purdue	(42),44	(36)
Indiana	42	(27)
Michigan	36	(48)
Ohio State	39,(40)	47

Punting	no.	yds	avg	lg	tb	fc	i20	50+	blk
Sadler, Mike	38	1536	40.4	55	2	11	12	2	0
Total	38	1536	40.4	55	2	11	12	2	0
Opponents	58	2385	41.1	65	3	16	11	12	0

Kickoffs	no.	yds	avg	tb	ob	retn	net	ydln
Cronin, Kevin	70	4416	63.1	35	2			
Total	70	4416	63.1	35	2	21.3	40.6	24
Opponents	40	2450	61.2	16	0	21.1	38.6	26

Numbers in (parentheses) indicate field goal was made.

2014 Michigan State Football
Michigan State Overall Individual Statistics (as of Nov 13, 2014)
All games

<u>All Purpose</u>	<u>g</u>	<u>rush</u>	<u>rcv</u>	<u>pr</u>	<u>kr</u>	<u>ir</u>	<u>total</u>	<u>avg/g</u>
Langford, Jerem	9	978	52	0	0	0	1030	114.4
Lippett, Tony	9	32	953	0	0	0	985	109.4
Shelton, R.J.	9	135	117	0	464	0	716	79.6
Hill, Nick	9	479	32	0	0	0	511	56.8
Kings, Macgarre	9	57	229	105	0	0	391	43.4
Price, Josiah	9	0	330	0	0	0	330	36.7
Williams, Delton	9	279	27	0	0	0	306	34.0
Mumphery, Keit	9	68	223	0	0	0	291	32.3
Burbridge, Aaro	9	38	233	0	0	0	271	30.1
Troup, AJ	8	0	113	0	0	0	113	14.1
Cook, Connor	9	59	0	0	0	0	59	6.6
Terry, Damion	3	54	0	0	0	0	54	18.0
Lyles, Jamal	9	0	46	0	0	0	46	5.1
Holmes, Gerald	3	44	0	0	0	0	44	14.7
Williamson, RJ	9	0	0	2	0	38	40	4.4
Drummond, Kurt	9	0	0	0	0	36	36	4.0
Madaris, Monty	8	0	32	0	0	0	32	4.0
Sims, Andre	4	0	26	0	0	0	26	6.5
Bullough, Riley	9	0	0	0	23	0	23	2.6
O'Connor, Tyler	4	22	0	0	0	0	22	5.5
Pendleton, Trev	9	0	2	0	19	0	21	2.3
Barksdale, Tres	7	0	16	0	0	0	16	2.3
Harris, Darien	9	0	0	0	0	15	15	1.7
Arnett, DeAntho	3	0	11	0	0	0	11	3.7
MW, Phillip	1	5	0	0	0	0	5	5.0
Tompkins, Nick	1	0	0	0	0	2	2	2.0
Thomas, Lawren	9	1	0	0	0	0	1	0.1
Lang, Paul	9	0	-1	0	0	0	-1	-0.1
TEAM	6	-34	0	0	0	0	-34	-5.7
Total	9	2217	2441	107	506	91	5362	595.8
Opponents	9	1031	1772	173	702	63	3741	415.7

2014 Michigan State Football
Michigan State Overall Defensive Statistics (as of Nov 13, 2014)
All games

##	Defensive Leaders	gp-gs	Tackles				tfl/yds	Sacks no-yds	Pass defense			Fumbles		blkd	
			ua	a	tot				int-yds	brup	qbh	rcv-yds	ff	kick	saf
27	Drummond, Kurtis	9-9	35	15	50	3.0-10	.	2-36	7	.	1-0	.	.	.	
26	Williamson, RJ	9-6	24	21	45	.	.	2-38	4	
34	Jones, Taiwan	9-9	23	20	43	9.5-35	4.0-19	1-0	1	1	1-0	.	.	.	
43	Davis, Ed	9-8	19	19	38	10.0-37	6.0-25	.	1	5	.	1	.	.	
45	Harris, Darien	9-8	18	19	37	2.5-7	0.5-4	1-15	.	2	1-0	1	.	.	
15	Waynes, Trae	9-9	22	10	32	2.0-9	1.0-4	2-0	5	.	1-0	.	.	.	
44	Rush, Marcus	9-9	18	13	31	6.5-40	3.5-34	.	3	4	.	1	.	.	
89	Calhoun, Shilique	9-9	23	7	30	10.0-95	6.5-79	.	.	8	1-38	.	1	.	
9	Nicholson, Montae	9-3	12	11	23	2-0	.	.	.	
2	Hicks, Darian	9-9	16	6	22	1.0-3	.	1-0	3	
8	Thomas, Lawrence	9-9	6	13	19	2.0-10	2.0-10	.	.	1	1-0	.	.	.	
30	Bullough, Riley	9-1	12	7	19	2.0-6	1.5-6	.	.	.	1-0	.	.	.	
92	Heath, Joel	9-9	6	12	18	2.0-8	1.0-7	.	.	3	
23	Frey, Chris	9-0	5	10	15	1	1-0	.	.	.	
7C	Cox, Demetrious	9-0	10	3	13	1.0-14	1.0-14	.	.	.	1-0	1	.	.	
3R	Reschke, J.	8-0	6	7	13	2	.	2	.	.	
6	Hicks, Mylan	5-1	6	6	12	1.0-5	1.0-5	.	2	
4M	McDowell, Malik	9-0	6	4	10	1.5-6	0.5-3	.	.	2	
36	Colquhoun, Arjen	7-0	3	4	7	.	.	.	2	
98	Cooper, Demetrius	9-0	3	4	7	2.0-14	1.0-9	.	.	4	1-0	.	.	.	
39	Edmondson, Jermaine	9-0	4	2	6	1-0	.	.	.	
94	Sweat, Montez	2-0	2	2	4	0.5-2	0.5-2	
2C	Cronin, Kevin	9-0	3	.	3	
49	Jones, Shane	5-0	1	2	3	
3	Sadler, Mike	9-0	1	2	3	
74	Conklin, Jack	9-9	2	.	2	
52	Pepper, Taybor	9-0	.	2	2	
35	Powell, Jalyn	6-0	1	1	2	
93	Knox, Damon	5-0	.	2	2	
29	Meyers, Mark	9-0	1	1	2	
50	Harrington, Shane	3-0	1	.	1	1-0	.	.	.	
99	Kittredge, James	1-0	.	1	1	
64	Clemons, Brandon	9-0	.	1	1	0.5-1	
72	Evans, Craig	3-0	.	1	1	
88	Madaris, Monty	8-0	.	1	1	
96	Fennell, David	1-0	1	.	1	1	.	.	
18	Cook, Connor	9-9	1	.	1	
8J	Jones, Evan	9-0	.	1	1	.	.	.	1	
85	Kings, Macgarrett	9-1	1	.	1	
33	Langford, Jeremy	9-9	1	.	1	
32	Tompkins, Nick	1-0	1-2	
Total		9	293	230	523	57-302	30-221	10-91	29	33	14-38	7	1	.	
Opponents		9	376	302	678	38-110	6-29	6-63	25	17	4-2	4	.	.	

2014 Michigan State Football
Michigan State Team Game-by-Game (as of Nov 13, 2014)
All games

TEAM STATISTICS

Date	Opponent	Rushing				Receiving				Passing				Kick Returns				Punt Returns				tot off
		no.	yds	td	lg	no.	yds	td	lg	cmp	att	int	yds	td	lg	no.	yds	td	lg	no.	yds	
Aug 29	JACKSONVILLE STATE	50	211	3	17	18	354	3	71	18-24-0	354	3	71	0	0	0	0	2	11	0	11	565
Sep 6	at Oregon	36	123	1	30	29	343	2	34	29-47-2	343	2	34	5	121	0	59	2	4	0	2	466
Sep 20	EASTERN MICHIGAN	60	336	7	80	14	160	3	33	14-19-1	160	3	33	3	62	0	39	2	54	0	43	496
Sep 27	WYOMING	52	338	5	36	16	195	3	25	16-20-0	195	3	25	3	88	0	38	1	0	0	0	533
Oct 04	NEBRASKA	44	188	2	32	11	234	1	55	11-29-1	234	1	55	4	57	0	20	4	19	0	19	422
Oct 11	at Purdue	43	294	2	37	19	238	3	39	19-37-1	238	3	39	2	38	0	22	3	16	0	15	532
Oct 18	at Indiana	51	330	5	76	24	332	3	67	24-32-1	332	3	67	2	34	0	22	1	-1	0	0	662
Oct 25	MICHIGAN	46	219	3	27	12	227	1	70	12-22-0	227	1	70	1	27	0	27	3	2	0	7	446
Nov 08	OHIO STATE	34	178	3	33	25	358	2	44	25-45-0	358	2	44	4	79	0	26	1	2	0	2	536
Opponents		416	2217	31	80	168	2441	21	71	168-275-6	2441	21	71	24	506	0	59	19	107	0	43	4658
Opponents		273	1031	16	75	142	1772	11	79	142-273-10	1772	11	79	33	702	0	35	15	173	1	62	2803

Games played: 9
 Avg per rush: 5.3
 Avg per catch: 14.5
 Pass efficiency: 156.49
 Kick ret avg: 21.1
 Punt ret avg: 5.6
 All purpose avg/game: 595.8
 Total offense avg/gm: 517.6

Date	Opponent	Tackles				Sacks	Fumble		Pass Defense			blkd	PAT Attempts			off		
		ua	a	total	tfl-yds	no-yds	ff	fr-yds	int-yds	qbh	brup	kick	kick	rush	rcv	saf	t/o	pts
Aug 29	JACKSONVILLE STATE	30	30	60	7.0-51	5.0-49	0	0-0	3-19	4	5	0	6-6	0	0	0	7	45
Sep 6	at Oregon	44	22	66	6.0-30	3.0-23	0	0-0	0-0	0	2	0	3-3	0	0	0	0	27
Sep 20	EASTERN MICHIGAN	17	22	39	4.0-15	1.0-7	2	5-0	1-9	11	2	0	10-10	0	0	0	31	73
Sep 27	WYOMING	31	28	59	7.0-46	6.0-43	1	2-0	1-19	4	2	1	8-8	0	0	0	14	56
Oct 04	NEBRASKA	41	28	69	10.0-38	5.0-25	2	2-38	2-0	8	4	0	3-3	0	0	0	6	27
Oct 11	at Purdue	41	16	57	5.0-28	2.0-22	0	1-0	1-15	0	2	0	6-6	0	0	0	7	45
Oct 18	at Indiana	32	18	50	8.0-36	4.0-17	0	1-0	0-0	0	4	0	8-8	0	0	0	0	56
Oct 25	MICHIGAN	25	24	49	7.0-31	2.0-13	0	1-0	2-29	4	6	0	5-5	0	0	0	7	35
Nov 08	OHIO STATE	32	42	74	3.0-27	2.0-22	2	2-0	0-0	2	2	0	4-4	0	0	0	7	37
Opponents		293	230	523	57.0-302	30.0-221	7	14-38	10-91	33	29	1	53-53	0	0	0	79	401
Opponents		376	302	678	38.0-110	6.0-29	4	4-2	6-63	17	25	0	24-24	0	2	0	47	211

Date	Opponent	Punting							Field Goals			Kickoffs						
		no.	yds	avg	long	blkd	tb	fc	50+	i20	md-att	long	blkd	no.	yds	avg	tb	ob
Aug 29	JACKSONVILLE STATE	4	131	32.8	45	0	0	3	0	2	1-2	35	0	7	431	61.6	2	0
Sep 6	at Oregon	6	256	42.7	49	0	1	1	0	1	2-2	42	0	6	390	65.0	3	0
Sep 20	EASTERN MICHIGAN	5	217	43.4	55	0	0	1	1	3	1-1	30	0	12	767	63.9	9	1
Sep 27	WYOMING	1	43	43.0	43	0	0	0	0	0	0-0	0	0	9	581	64.6	5	0
Oct 04	NEBRASKA	9	346	38.4	44	0	0	2	0	3	2-3	28	0	6	377	62.8	4	0
Oct 11	at Purdue	2	84	42.0	42	0	0	0	0	1	1-2	42	0	8	498	62.2	1	0
Oct 18	at Indiana	4	182	45.5	53	0	1	2	1	1	0-1	0	0	9	561	62.3	5	0
Oct 25	MICHIGAN	4	150	37.5	46	0	0	1	0	1	0-1	0	0	6	373	62.2	5	1
Nov 08	OHIO STATE	3	127	42.3	48	0	0	1	0	0	1-2	40	0	7	438	62.6	1	0
Opponents		38	1536	40.4	55	0	2	11	2	12	8-14	42	0	70	4416	63.1	35	2
Opponents		58	2385	41.1	65	0	3	16	12	11	5-7	48	1	40	2450	61.2	16	0

2014 Michigan State Football
Michigan State Opponent Game-by-Game (as of Nov 13, 2014)
All games

OPPONENT STATISTICS

Date	Opponent	Rushing				Receiving				Passing				Kick Returns				Punt Returns				tot off		
		no.	yds	td	lg	no.	yds	td	lg	cmp	att	int	yds	td	lg	no.	yds	td	lg	no.	yds		td	lg
Aug 29	JACKSONVILLE STATE	25	22	0	18	18	222	1	32	18	37	3	222	1	32	5	91	0	30	0	0	0	0	244
Sep 6	at Oregon	40	173	3	40	17	318	3	70	17	28	0	318	3	70	3	69	0	26	3	36	0	26	491
Sep 20	EASTERN MICHIGAN	19	20	0	7	10	115	2	43	10	29	1	115	2	43	2	31	0	18	3	0	0	0	135
Sep 27	WYOMING	27	98	1	57	16	188	1	52	16	24	1	188	1	52	4	82	0	35	1	1	0	1	286
Oct 04	NEBRASKA	37	47	2	11	21	282	0	43	21	45	2	282	0	43	2	48	0	26	2	95	1	62	329
Oct 11	at Purdue	25	129	3	52	24	211	1	36	24	37	1	211	1	36	7	158	0	28	1	1	0	1	340
Oct 18	at Indiana	33	213	2	75	5	11	0	13	5	16	0	11	0	13	4	85	0	26	1	14	0	14	224
Oct 25	MICHIGAN	26	61	1	13	15	125	0	24	15	31	2	125	0	24	0	0	0	0	2	0	0	0	186
Nov 08	OHIO STATE	41	268	4	55	16	300	3	79	16	26	0	300	3	79	6	138	0	29	2	26	0	26	568
Michigan State		273	1031	16	75	142	1772	11	79	142	273	10	1772	11	79	33	702	0	35	15	173	1	62	2803
Michigan State		416	2217	31	80	168	2441	21	71	168	275	6	2441	21	71	24	506	0	59	19	107	0	43	4658

Games played: 9
 Avg per rush: 3.8
 Avg per catch: 12.5
 Pass efficiency: 112.51
 Kick ret avg: 21.3
 Punt ret avg: 11.5
 All purpose avg/game: 415.7
 Total offense avg/gm: 311.4

Date	Opponent	Tackles				Sacks no-yds	Fumble		Pass Defense			blkd kick	PAT Attempts			off		
		ua	a	total	tfl-yds		ff	fr-yds	int-yds	qbh	brup		kick	rush	rcv	saf	t/o	pts
Aug 29	JACKSONVILLE STATE	38	50	88	3.0-14	0.0-0	0	0-0	0-0	2	0	0	1-1	0	0	0	0	7
Sep 6	at Oregon	42	32	74	9.0-24	3.0-11	0	0-0	2-36	4	4	0	5-5	0	1	0	15	46
Sep 20	EASTERN MICHIGAN	43	42	85	6.0-8	0.0-0	0	0-0	1-0	2	1	0	2-2	0	0	0	7	14
Sep 27	WYOMING	35	44	79	2.0-2	0.0-0	0	0-0	0-0	2	1	0	2-2	0	0	0	0	14
Oct 04	NEBRASKA	42	34	76	6.0-17	0.0-0	1	2-0	1-0	1	6	0	1-1	0	0	0	0	22
Oct 11	at Purdue	49	10	59	1.0-3	0.0-0	0	0-0	1-24	0	5	0	4-4	0	0	0	7	31
Oct 18	at Indiana	52	24	76	3.0-11	1.0-4	0	0-0	1-3	0	0	0	2-2	0	0	0	7	17
Oct 25	MICHIGAN	37	38	75	4.0-17	1.0-8	1	2-2	0-0	2	0	0	0-0	0	1	0	11	11
Nov 08	OHIO STATE	38	28	66	4.0-14	1.0-6	2	0-0	0-0	4	8	0	7-7	0	0	0	0	49
Michigan State		376	302	678	38.0-110	6.0-29	4	4-2	6-63	17	25	0	24-24	0	2	0	47	211
Michigan State		293	230	523	57.0-302	30.0-221	7	14-38	10-91	33	29	1	53-53	0	0	0	79	401

Date	Opponent	Punting						Field Goals			Kickoffs							
		no.	yds	avg	long	blkd	tb	fc	50+	i20	md-att	long	blkd	no.	yds	avg	tb	ob
Aug 29	JACKSONVILLE STATE	7	286	40.9	50	0	0	4	1	2	0-0	0	0	2	130	65.0	2	0
Sep 6	at Oregon	7	301	43.0	53	0	1	2	2	1	1-1	28	0	8	496	62.0	3	0
Sep 20	EASTERN MICHIGAN	10	449	44.9	65	0	0	1	3	1	0-0	0	0	3	156	52.0	0	0
Sep 27	WYOMING	4	166	41.5	59	0	0	1	1	0	0-1	0	1	3	187	62.3	0	0
Oct 04	NEBRASKA	8	287	35.9	54	0	1	1	1	1	1-1	40	0	4	239	59.8	0	0
Oct 11	at Purdue	4	167	41.8	51	0	0	0	1	2	1-1	36	0	6	376	62.7	4	0
Oct 18	at Indiana	10	399	39.9	50	0	0	7	1	0	1-1	27	0	4	247	61.8	2	0
Oct 25	MICHIGAN	6	254	42.3	55	0	1	0	2	2	1-1	48	0	2	130	65.0	1	0
Nov 08	OHIO STATE	2	76	38.0	48	0	0	0	0	2	0-1	0	0	8	489	61.1	4	0
Michigan State		58	2385	41.1	65	0	3	16	12	11	5-7	48	1	40	2450	61.2	16	0
Michigan State		38	1536	40.4	55	0	2	11	2	12	8-14	42	0	70	4416	63.1	35	2

**2014 Michigan State Football
Michigan State Game Superlatives (as of Nov 13, 2014)
All games**

INDIVIDUAL GAME HIGHS

Rushes	35	Langford, Jeremy vs Michigan (Oct 25, 2014)
Yards Rushing	178	Hill, Nick at Indiana (Oct 18, 2014)
TD Rushes	3	Williams, Delton vs Eastern Michigan (Sep 20, 2014)
	3	Langford, Jeremy at Indiana (Oct 18, 2014)
	3	Langford, Jeremy vs Michigan (Oct 25, 2014)
	3	Langford, Jeremy vs Ohio State (Nov 08, 2014)
Long Rush	80	Williams, Delton vs Eastern Michigan (Sep 20, 2014)
Pass attempts	47	Cook, Connor at Oregon (Sep 6, 2014)
Pass completions	29	Cook, Connor at Oregon (Sep 6, 2014)
Yards Passing	358	Cook, Connor vs Ohio State (Nov 08, 2014)
TD Passes	3	Cook, Connor vs Jacksonville State (Aug 29, 2014)
	3	Cook, Connor at Purdue (Oct 11, 2014)
	3	Cook, Connor at Indiana (Oct 18, 2014)
Long Pass	71	Cook, Connor vs Jacksonville State (Aug 29, 2014)
Receptions	11	Lippett, Tony at Oregon (Sep 6, 2014)
Yards Receiving	167	Lippett, Tony vs Jacksonville State (Aug 29, 2014)
TD Receptions	2	Lippett, Tony vs Jacksonville State (Aug 29, 2014)
	2	Lippett, Tony vs Eastern Michigan (Sep 20, 2014)
Long Reception	71	Lippett, Tony vs Jacksonville State (Aug 29, 2014)
Field Goals	2	Geiger, Michael at Oregon (Sep 6, 2014)
	2	Geiger, Michael vs Nebraska (Oct 04, 2014)
Long Field Goal	42	Geiger, Michael at Oregon (Sep 6, 2014)
	42	Geiger, Michael at Purdue (Oct 11, 2014)
Punts	9	Sadler, Mike vs Nebraska (Oct 04, 2014)
Punting Avg	45.5	Sadler, Mike at Indiana (Oct 18, 2014)
Long Punt	55	Sadler, Mike vs Eastern Michigan (Sep 20, 2014)
Punts inside 20	3	Sadler, Mike vs Eastern Michigan (Sep 20, 2014)
	3	Sadler, Mike vs Nebraska (Oct 04, 2014)
Long Punt Return	43	Kings, Macgarrett vs Eastern Michigan (Sep 20, 2014)
Long Kickoff Return	59	Shelton, R.J. at Oregon (Sep 6, 2014)
Tackles	11	Rush, Marcus at Oregon (Sep 6, 2014)
	11	Williamson, RJ vs Ohio State (Nov 08, 2014)
	11	Drummond, Kurtis vs Ohio State (Nov 08, 2014)
Sacks	1.5	Davis, Ed vs Jacksonville State (Aug 29, 2014)
Tackles For Loss	3.0	Jones, Taiwan vs Nebraska (Oct 04, 2014)
Interceptions	2	Waynes, Trae vs Nebraska (Oct 04, 2014)

**2014 Michigan State Football
Michigan State Game Superlatives (as of Nov 13, 2014)
All games**

OPPONENT INDIVIDUAL GAME HIGHS

Rushes	24	Abdullah, Ameer, vs Nebraska (Oct 04, 2014)
Yards Rushing	154	Elliott, E, vs Ohio State (Nov 08, 2014)
TD Rushes	3	Hunt, Akeem, at Purdue (Oct 11, 2014)
Long Rush	75	Wynn, Shane, at Indiana (Oct 18, 2014)
Pass attempts	43	Armstrong Jr., vs Nebraska (Oct 04, 2014)
Pass completions	24	Appleby, Austin, at Purdue (Oct 11, 2014)
Yards Passing	318	Mariota, Marcus, at Oregon (Sep 6, 2014)
TD Passes	3	Mariota, Marcus, at Oregon (Sep 6, 2014)
	3	Barrett, J.T., vs Ohio State (Nov 08, 2014)
Long Pass	79	Barrett, J.T., vs Ohio State (Nov 08, 2014)
Receptions	9	Westerkamp, J., vs Nebraska (Oct 04, 2014)
	9	Anthrop, Danny, at Purdue (Oct 11, 2014)
Yards Receiving	158	Westerkamp, J., vs Nebraska (Oct 04, 2014)
TD Receptions	2	Allen, Devon, at Oregon (Sep 6, 2014)
Long Reception	79	Thomas, Michael, vs Ohio State (Nov 08, 2014)
Field Goals	1	Wogan, Matt, at Oregon (Sep 6, 2014)
	1	Brown, Drew, vs Nebraska (Oct 04, 2014)
	1	Griggs, Paul, at Purdue (Oct 11, 2014)
	1	Oakes, Griffin, at Indiana (Oct 18, 2014)
	1	Wile, Matt, vs Michigan (Oct 25, 2014)
Long Field Goal	48	Wile, Matt, vs Michigan (Oct 25, 2014)
Punts	10	Toth, Erich, at Indiana (Oct 18, 2014)
Punting Avg	45.2	BARNES, Austin, vs Eastern Michigan (Sep 20, 2014)
Long Punt	65	BARNES, Austin, vs Eastern Michigan (Sep 20, 2014)
Punts inside 20	2	MacInnes, Hamish, vs Jacksonville State (Aug 29, 2014)
	2	Meadows, Thomas, at Purdue (Oct 11, 2014)
	2	Hagerup, Will, vs Michigan (Oct 25, 2014)
	2	Johnston, C, vs Ohio State (Nov 08, 2014)
Long Punt Return	62	Pierson-EI, D., vs Nebraska (Oct 04, 2014)
Long Kickoff Return	35	MAY, D.J., vs Wyoming (Sep 27, 2014)
Tackles	18	Roach, Trevor, vs Nebraska (Oct 04, 2014)
Sacks	1.0	Armstead, Arik, at Oregon (Sep 6, 2014)
	1.0	French, C., at Oregon (Sep 6, 2014)
	1.0	TM, at Oregon (Sep 6, 2014)
	1.0	Simmons, T.J., at Indiana (Oct 18, 2014)
	1.0	Wormley, Chris, vs Michigan (Oct 25, 2014)
	1.0	Bennett, M, vs Ohio State (Nov 08, 2014)
Tackles For Loss	3.5	Roach, Trevor, vs Nebraska (Oct 04, 2014)
Interceptions	1	Dargan, Erick, at Oregon (Sep 6, 2014)
	1	Ekpre-Olomu, I., at Oregon (Sep 6, 2014)
	1	PACE, DaQuan, vs Eastern Michigan (Sep 20, 2014)
	1	Gregory, Randy, vs Nebraska (Oct 04, 2014)
	1	Williams, F., at Purdue (Oct 11, 2014)
	1	Scales, Tegray, at Indiana (Oct 18, 2014)

2014 Michigan State Football
Michigan State Individual Season/Career Statistics (as of Nov 09, 2014)
All games

	SEASON									CAREER								
Rushing	gp	att	gain	loss	net	avg	td	lg	avg/g	gp	att	gain	loss	net	avg	td	lg	avg/g
Langford, Jeremy	9	178	1016	38	978	5.5	13	36	108.7	46	479	2523	100	2423	5.1	31	44	52.7
Hill, Nick	9	82	498	19	479	5.8	6	76	53.2	49	200	1036	50	986	4.9	8	76	20.1
Williams, Delton	9	40	285	6	279	7.0	5	80	31.0	18	78	525	8	517	6.6	6	80	28.7
Shelton, R.J.	9	17	135	0	135	7.9	1	30	15.0	22	38	294	6	288	7.6	3	35	13.1
Mumphery, Keith	9	4	68	0	68	17.0	1	33	7.6	50	12	109	1	108	9.0	1	33	2.2
Cook, Connor	9	31	106	47	59	1.9	2	13	6.6	26	104	338	206	132	1.3	3	20	5.1
Kings, Macgarrett	9	8	62	5	57	7.1	0	23	6.3	31	12	70	6	64	5.3	0	23	2.1
Terry, Damion	3	11	59	5	54	4.9	0	15	18.0	3	11	59	5	54	4.9	0	15	18.0
Holmes, Gerald	3	15	47	3	44	2.9	0	8	14.7	3	15	47	3	44	2.9	0	8	14.7
Burbridge, Aaron	9	7	41	3	38	5.4	0	15	4.2	33	12	112	8	104	8.7	0	35	3.2
Lippett, Tony	9	1	32	0	32	32.0	1	32	3.6	50	5	45	13	32	6.4	1	32	0.6
O'Connor, Tyler	4	6	22	0	22	3.7	2	12	5.5	7	14	51	5	46	3.3	2	12	6.6
MW, Phillip	1	4	8	3	5	1.2	0	5	5.0	1	4	8	3	5	1.2	0	5	5.0
Thomas, Lawrence	9	1	1	0	1	1.0	0	1	0.1	29	1	1	0	1	1.0	0	1	0.0
TEAM	6	11	0	34	-34	-3.1	0	0	-5.7									
Total	9	416	2380	163	2217	5.3	31	80	246.3									
Opponents	9	273	1333	302	1031	3.8	16	75	114.6									
Passing	gp	effic	comp-att-int	pct	yds	td	lg	avg/g	gp	effic	comp-att-int	pct	yds	td	lg	avg/g		
Cook, Connor	9	158.31	145-243-5	59.7	2226	19	71	247.3	26	143.42	377-640-12	58.9	5075	42	87	195.2		
Terry, Damion	3	114.07	12-17-0	70.6	88	0	17	29.3	3	114.07	12-17-0	70.6	88	0	17	29.3		
O'Connor, Tyler	4	175.12	11-15-1	73.3	127	2	33	31.8	7	147.68	20-29-1	69.0	217	2	33	31.0		
Total	9	156.49	168-275-6	61.1	2441	21	71	271.2										
Opponents	9	112.51	142-273-10	52.0	1772	11	79	196.9										
Receiving	gp	no.	yds	avg	td	lg	avg/g	gp	no.	yds	avg	td	lg	avg/g				
Lippett, Tony	9	47	953	20.3	9	71	105.9	50	131	2002	15.3	13	71	40.0				
Price, Josiah	9	21	330	15.7	5	67	36.7	23	38	540	14.2	9	67	23.5				
Kings, Macgarrett	9	21	229	10.9	1	29	25.4	31	68	767	11.3	4	48	24.7				
Burbridge, Aaron	9	19	233	12.3	1	25	25.9	33	70	791	11.3	3	38	24.0				
Mumphery, Keith	9	13	223	17.2	2	44	24.8	50	75	1076	14.3	6	72	21.5				
Shelton, R.J.	9	12	117	9.8	1	24	13.0	22	16	123	7.7	1	24	5.6				
Troup, AJ	8	7	113	16.1	2	33	14.1	8	7	113	16.1	2	33	14.1				
Langford, Jeremy	9	7	52	7.4	0	18	5.8	46	35	209	6.0	1	24	4.5				
Madaris, Monty	8	4	32	8.0	0	13	4.0	9	4	32	8.0	0	13	3.6				
Lyles, Jamal	9	3	46	15.3	0	21	5.1	23	8	104	13.0	0	21	4.5				
Hill, Nick	9	3	32	10.7	0	14	3.6	49	6	54	9.0	0	14	1.1				
Sims, Andre	4	3	26	8.7	0	20	6.5	27	13	104	8.0	1	20	3.9				
Williams, Delton	9	2	27	13.5	0	17	3.0	18	4	40	10.0	0	17	2.2				
Barksdale, Tres	7	2	16	8.0	0	9	2.3	7	2	16	8.0	0	9	2.3				
Arnett, DeAnthony	3	2	11	5.5	0	6	3.7	11	6	87	14.5	0	48	7.9				
Pendleton, Trevon	9	1	2	2.0	0	2	0.2	32	9	129	14.3	2	49	4.0				
Lang, Paul	9	1	-1	-1.0	0	0	-0.1	32	4	7	1.8	1	4	0.2				
Total	9	168	2441	14.5	21	71	271.2											
Opponents	9	142	1772	12.5	11	79	196.9											

2014 Michigan State Football
Michigan State Individual Season/Career Statistics (as of Nov 09, 2014)
All games

	SEASON						CAREER					
	g	plays	rush	pass	total	avg/g	g	plays	rush	pass	total	avg/g
Total Offense												
Cook, Connor	9	274	59	2226	2285	253.9	26	744	132	5075	5207	200.3
Langford, Jeremy	9	178	978	0	978	108.7	46	479	2423	0	2423	52.7
Hill, Nick	9	82	479	0	479	53.2	49	200	986	0	986	20.1
Williams, Delton	9	40	279	0	279	31.0	18	78	517	0	517	28.7
O'Connor, Tyler	4	21	22	127	149	37.2	7	43	46	217	263	37.6
Terry, Damion	3	28	54	88	142	47.3	3	28	54	88	142	47.3
Shelton, R.J.	9	17	135	0	135	15.0	22	39	288	0	288	13.1
Mumphery, Keith	9	4	68	0	68	7.6	50	12	108	0	108	2.2
Kings, Macgarrett	9	8	57	0	57	6.3	31	12	64	0	64	2.1
Holmes, Gerald	3	15	44	0	44	14.7	3	15	44	0	44	14.7
Burbridge, Aaron	9	7	38	0	38	4.2	33	12	104	0	104	3.2
Lippett, Tony	9	1	32	0	32	3.6	50	7	32	5	37	0.7
MW, Phillip	1	4	5	0	5	5.0	1	4	5	0	5	5.0
Thomas, Lawrence	9	1	1	0	1	0.1	29	1	1	0	1	0.0
TEAM	6	11	-34	0	-34	-5.7						
Total	9	691	2217	2441	4658	517.6						
Opponents	9	546	1031	1772	2803	311.4						

Scoring	td	fg	PAT				dxp	saf	pts	td	fg	PAT				dxp	saf	pts
			kick	rush	rcv	pass						kick	rush	rcv	pass			
Langford, Jeremy	13	-	-	-	-	-	-	78	33	-	-	-	-	-	-	-	198	
Geiger, Michael	-	8-14	52-52	-	-	-	-	76	-	23-30	88-90	-	-	-	-	-	157	
Lippett, Tony	10	-	-	-	-	-	-	60	14	-	-	-	-	-	-	84		
Hill, Nick	6	-	-	-	-	-	-	36	8	-	-	-	-	-	-	48		
Williams, Delton	5	-	-	-	-	-	-	30	6	-	-	-	-	-	-	36		
Price, Josiah	5	-	-	-	-	-	-	30	9	-	-	-	-	-	-	54		
Mumphery, Keith	3	-	-	-	-	-	-	18	7	-	-	-	1	-	-	44		
Cook, Connor	2	-	-	-	-	0-1	-	12	3	-	-	-	0-1	-	-	18		
O'Connor, Tyler	2	-	-	-	-	-	-	12	2	-	-	-	-	-	-	12		
Troup, AJ	2	-	-	-	-	-	-	12	2	-	-	-	-	-	-	12		
Shelton, R.J.	2	-	-	-	-	-	-	12	4	-	-	-	-	-	-	24		
Williamson, RJ	1	-	-	-	-	-	-	6	1	-	-	-	-	-	-	6		
Harris, Darien	1	-	-	-	-	-	-	6	1	-	-	-	-	-	-	6		
Kings, Macgarrett	1	-	-	-	-	-	-	6	4	-	-	-	-	-	-	24		
Burbridge, Aaron	1	-	-	-	-	-	-	6	3	-	-	-	-	-	-	18		
Cronin, Kevin	-	-	1-1	-	-	-	-	1	-	-	1-1	-	-	-	-	1		
Total	54	8-14	53-53	-	-	0-1	-	401										
Opponents	28	5-7	24-24	0-2	2	2-2	-	211										

Punt Returns	no.	yds	avg	td	lg	no.	yds	avg	td	lg
Kings, Macgarrett	18	105	5.8	0	43	38	311	8.2	0	43
Williamson, RJ	1	2	2.0	0	2	1	2	2.0	0	2
Total	19	107	5.6	0	43					
Opponents	15	177	11.8	1	62					

Kick Returns	no.	yds	avg	td	lg	no.	yds	avg	td	lg
Shelton, R.J.	21	464	22.1	0	59	30	663	22.1	0	59
Bullough, Riley	2	23	11.5	0	13	2	23	11.5	0	13
Pendleton, Trevon	1	19	19.0	0	19	1	19	19.0	0	19
Total	24	506	21.1	0	59					
Opponents	33	702	21.3	0	35					

Interceptions	no.	yds	avg	td	lg	no.	yds	avg	td	lg
Waynes, Trae	2	0	0.0	0	0	5	11	2.2	0	11
Williamson, RJ	2	38	19.0	1	29	5	59	11.8	1	29
Drummond, Kurtis	2	36	18.0	0	19	10	132	13.2	1	34
Harris, Darien	1	15	15.0	1	15	1	15	15.0	1	15
Hicks, Darian	1	0	0.0	0	0	1	0	0.0	0	0
Tompkins, Nick	1	2	2.0	0	2	1	2	2.0	0	2
Jones, Taiwan	1	0	0.0	0	0	1	0	0.0	0	0
Total	10	91	9.1	2	29					
Opponents	6	63	10.5	0	36					

2014 Michigan State Football
Michigan State Individual Season/Career Statistics (as of Nov 09, 2014)
All games

	SEASON					CAREER				
	no.	yds	avg	td	lg	no.	yds	avg	td	lg
Fumble Returns										
Calhoun, Shilique	1	38	38.0	0	38	3	58	19.3	2	38
Total	1	38	38.0	0	38					
Opponents	1	2	2.0	0	2					

All Purpose	g	rush	rcv	pr	kr	ir	total	avg/g	g	rush	rcv	pr	kr	ir	total	avg/g
Langford, Jeremy	9	978	52	0	0	0	1030	114.4	46	2423	209	0	0	0	2632	57.2
Lippett, Tony	9	32	953	0	0	0	985	109.4	50	32	2002	0	0	0	2034	40.7
Shelton, R.J.	9	135	117	0	464	0	716	79.6	22	288	123	0	663	0	1074	48.8
Hill, Nick	9	479	32	0	0	0	511	56.8	49	986	54	106	1764	0	2910	59.4
Kings, Macgarrett	9	57	229	105	0	0	391	43.4	31	64	767	311	16	0	1158	37.4
Price, Josiah	9	0	330	0	0	0	330	36.7	23	0	540	0	0	0	540	23.5
Williams, Delton	9	279	27	0	0	0	306	34.0	18	517	40	0	0	0	557	30.9
Mumphery, Keith	9	68	223	0	0	0	291	32.3	50	108	1076	0	0	0	1184	23.7
Burbridge, Aaron	9	38	233	0	0	0	271	30.1	33	104	791	0	-11	0	884	26.8
Troup, AJ	8	0	113	0	0	0	113	14.1	8	0	113	0	0	0	113	14.1
Cook, Connor	9	59	0	0	0	0	59	6.6	26	132	0	0	0	0	132	5.1
Terry, Damion	3	54	0	0	0	0	54	18.0	3	54	0	0	0	0	54	18.0
Lyles, Jamal	9	0	46	0	0	0	46	5.1	23	0	104	0	0	0	104	4.5
Holmes, Gerald	3	44	0	0	0	0	44	14.7	3	44	0	0	0	0	44	14.7
Williamson, RJ	9	0	0	2	0	38	40	4.4	34	0	0	2	0	59	61	1.8
Drummond, Kurti	9	0	0	0	0	36	36	4.0	48	0	0	5	0	132	137	2.9
Madaris, Monty	8	0	32	0	0	0	32	4.0	9	0	32	0	0	0	32	3.6
Sims, Andre	4	0	26	0	0	0	26	6.5	27	0	104	221	0	0	325	12.0
Bullough, Riley	9	0	0	0	23	0	23	2.6	23	83	11	0	23	0	117	5.1
O'Connor, Tyler	4	22	0	0	0	0	22	5.5	7	46	0	0	0	0	46	6.6
Pendleton, Trevo	9	0	2	0	19	0	21	2.3	32	0	129	0	19	0	148	4.6
Barksdale, Tres	7	0	16	0	0	0	16	2.3	7	0	16	0	0	0	16	2.3
Harris, Darien	9	0	0	0	0	15	15	1.7	36	0	0	0	14	15	29	0.8
Arnett, DeAnthon	3	0	11	0	0	0	11	3.7	11	4	87	0	0	0	91	8.3
MW, Phillip	1	5	0	0	0	0	5	5.0	1	5	0	0	0	0	5	5.0
Tompkins, Nick	1	0	0	0	0	2	2	2.0	2	16	0	0	0	2	18	9.0
Thomas, Lawren	9	1	0	0	0	0	1	0.1	29	1	78	0	0	0	79	2.7
Lang, Paul	9	0	-1	0	0	0	-1	-0.1	32	0	7	0	0	0	7	0.2
TEAM	6	-34	0	0	0	0	-34	-5.7								
Total	9	2217	2441	107	506	91	5362	595.8								
Opponents	9	1031	1772	177	702	63	3745	416.1								

Field Goals	att	good	long	blkd	att	good	long	blkd
Geiger, Michael	14	8	42	0	30	23	49	0
Total	14	8	42	0				
Opponents	7	5	48	1				

Punting	no.	yds	avg	lg	blk	no.	yds	avg	lg	blk
Sadler, Mike	38	1536	40.4	55	0	254	10700	42.1	70	2
Total	38	1536	40.4	55	0					
Opponents	58	2385	41.1	65	0					

Kickoffs	no.	yds	avg	tb	ob	no.	yds	avg	tb	ob
Cronin, Kevin	70	4416	63.1	35	2	72	4541	63.1	36	2
Total	70	4416	63.1	35	2					
Opponents	40	2450	61.2	16	0					

